

# Chatsworth



Advanced Practice  
with Clusters and  
Combinations

# Word Preview

<u>Vowel Sounds</u>	<u>Consonant Sounds &amp; Blends</u>	<u>New Words</u>		
A a	wr_	Chatsworth	keeping	special
ay	fr_	older	rescue	sweat
ai	sp_	television	handles	friend
E e	_ing	invented	shaggy	laughs
ee	_les	sixty-six	teases	he's
ea	_ong	bottom	whole (silent w)	old
y	_ion	wrinkles (silentw)	share	thinks
I i	_ghs	around	white	pretend
ie	_nks	freckles	million	rather
y	_pt	offered	figure	hasn't
O o	_nd	speed	earn	though
oo (good)	_ed	always	believe	knows
U u	er	secret	cornfield	covered
	ough (though)	riding	once	except
		crazy	swap	works
		huffing	thanks	band
		puffing	you're	teach
		riding	person	admits
		hoping	along	things
		trying	doubt	saved
		underneath	sometimes	
		remembers	ten-speed	

**VALUE:**  
**WISDOM**

Sounds and words for adventures in reading

# Teacher Dictation

1 old town from

2 invented garden

3 speed crazy except

4 million forty sixty

5 Chatsworth is a friend.



Teacher says the sounds. Students write the letters as they say the words.

Teacher guides the students to write left to right--top to bottom.

For extra practice, additional student dictation pages may be copied.

# Student Dictation

1 \_\_\_\_\_  
-----  
\_\_\_\_\_

2 \_\_\_\_\_  
-----  
\_\_\_\_\_

3 \_\_\_\_\_  
-----  
\_\_\_\_\_

4 \_\_\_\_\_  
-----  
\_\_\_\_\_

5 \_\_\_\_\_  
-----  
\_\_\_\_\_



# Learning word families

b c d ~~f~~ g h j k l m n p q r s t v w x y z

ace

1 face

2

3

4

5

6

Directions: Draw a line through the letters you use.

# Word family check list

b c d ~~f~~ g h j k ~~l~~ ~~m~~ n p ~~q~~ ~~r~~ ~~s~~ t v w x y z

ace

1 face

2 lace

3 mace


4 pace

5 race

6 space

Directions: Go read the books.

# Draw a picture from the story



**A story by** \_\_\_\_\_


Handwriting practice area consisting of 12 sets of horizontal lines. Each set includes a solid top line, a dashed midline, and a solid bottom line, providing a guide for letter height and placement.

Directions: Have students write their names at the top of the page.  
When the story is finished, have students circle the words they like best.




# Connect words to the pictures

1 Chatsworth is a friend.



2 They ride bikes.



3 They have big ears.



4 Chatsworth and the ocean



5 Chatworth's ears and bees




# Consonant Beginning



**Ch** atsworth



**\_** ike



**\_** ars



**\_** arden



**\_** cean



**\_** ees


# Consonant Ending



Chatswor **th**



bik\_\_



ear\_\_



garde\_\_




ocea\_\_




bee\_\_


# Circle Words to fit the Picture.




Chatsworth Kim  
Paul friend



Chatsworth Ben  
Mike bike



ears friends  
hair Yours



garden Cindy  
Chatsworth ears




ocean hat  
Charlie fish



Chatsworth bees  
Sherry whale

Write the correct words by each picture.

Chatsworth



Four sets of handwriting lines, each consisting of a solid top line, a dashed middle line, and a solid bottom line.






~~Chatsworth~~      bike      bees  
ears      ocean

Directions: Draw a line through the words you use.

# Answer Key

POST READING ACTIVITY SET 12 BOOK 6

### Connect words to the pictures







- 1 Chatsworth is a friend. 
- 2 They ride bikes. 
- 3 They have big ears. 
- 4 Chatsworth and the ocean 
- 5 Chatworth's ears and bees 

Page 9

Page 9

SET 12 BOOK 6 POST READING ACTIVITY

### Consonant Beginning







 Ch atsworth	 _ b_ike
 _ e_ars	 _ g_arden
 _ o_c_ean	 _ b_ees

Page 10

Page 10

POST READING ACTIVITY SET 12 BOOK 6

### Consonant Ending

 Chatswor th	 bik_e
 ear_s	 garden_
 ocea_n	 bee_s

Page 11

Page 11

SET 12 BOOK 6 POST READING ACTIVITY

### Circle Words to fit the Picture.


 Chatsworth (Kim) Paul (friend)	 Chatsworth (Ben) Mike (bike)
 (ears) hair (friends) Your's	 garden Cindy Chatsworth (ears)
 (ocean) Charlie (hat) fish	 Chatsworth bees Sherry (whale)


Page 12 Directions: One or more words may be circled to match the picture.


Page 12


POST READING ACTIVITY SET 12 BOOK 6


### Write the correct words by each picture.

Chatsworth 

\_\_\_\_\_ bees 

\_\_\_\_\_ ocean 

\_\_\_\_\_ bike 

\_\_\_\_\_ ears 

~~Chatsworth~~ ~~bike~~ ~~bees~~  
~~ears~~ ~~ocean~~

Directions: Draw a line through the words you use. Page 13

Page 13