

The Confection Connection



Advanced Practice
with Clusters and
Combinations

Word Preview

<u>Vowel Sounds</u>	<u>Consonant Sounds & Blends</u>	<u>New Words</u>		
A a	sl_	sleek	giving	operation
ay	tr_	trim	feeding	dedication
ai	fl_	slim	worst	rejection
E e	sm_	nobody	going	starvation
ee	pr_	lazy	death	infection
ea	dr_	plopped	anything	ruination
y	fr_	quite	warned	part
I i	thr_	confused	everyday	questions
ie	_er	afraid	examination	serious
y	_ing	wobble	inspection	eyes
O o	_ion	throat	connection	only
oo (look)	_ions	terrible	protection	walk
U u	_lk	blurted	cooperation	walks
		chocolate	affliction	double
		slumped	moderation	trouble
		dedicated	situation	laughing
		protested	trepidation	person
		requires	injections	quite
		drastic	confection	case
			botheration	knees

VALUE:
MODERATION AND DEDICATION

Sounds and words for adventures in reading

whir-whir-whir

Teacher Dictation

1 purr trim slim

2 sleek connection

3 question operation

4 needed dedication

5 Razz is slim.



Teacher says the sounds. Students write the letters as they say the words.

Teacher guides the students to write left to right--top to bottom.

For extra practice, additional student dictation pages may be copied.

Student Dictation

1 _____

2 _____

3 _____

4 _____

5 _____



Learning word families

ϕ c d f g h j k l m n p q r s t v w x y z

____ ean ____

1 

2

3

4

5

6

Directions: Draw a line through the letters you use.

Word family check list

~~b~~ ~~c~~ ~~d~~ f g h j k ~~l~~ ~~m~~ n p q r s t v ~~w~~ x y z

 ean

1 |
 |
 | bean

2 |
 |
 | clean

3 |
 |
 | lean


4 |
 |
 | mean

5 |
 |
 | dean

6 |
 |
 | wean

Directions: Go read the books.

Draw a picture from the story




A story by _____

Handwriting practice area consisting of 12 sets of horizontal lines. Each set includes a solid top line, a dashed midline, and a solid bottom line, providing a guide for letter height and placement.

Directions: Have students write their names at the top of the page.
When the story is finished, have students circle the words they like best.

Connect words to the pictures

1 Razz is fat.



2 Razz has too many sweets.




3 Razz can have cat food.



4 "Nobody walks a cat."




5 Razz is slim



Consonant Beginning



 candy



 ood



 et



 alks



 at



 lim

Consonant Ending




cand_y



1. RAZZ
2. RAZZ

foo__




ve__



walk__



fa__



sli__


Circle Words to fit the Picture.



cookies **cake**
Neal candy



lemonade rice
Miss Vie cake




Karen Pablo
Razz walks



Nutmeg vet
talks Kim






crocodile slim
fat Razz



Le Roy Scotty
Miss Vie Razz

Write the correct words by each picture.

~~Razz~~



Razz	Miss Vie	cat food
walks	sweet food	

Directions: Draw a line through the words you use.

Answer Key

POST READING ACTIVITY SET 12 BOOK 5

Connect words to the pictures

1 Razz is fat.

2 Razz has too many sweets.

3 Razz can have cat food.

4 "Nobody walks a cat."

5 Razz is slim.

Page 9

Page 9

SET 12 BOOK 5 POST READING ACTIVITY

Consonant Beginning

_candy	_food
_vet	_walks
_fat	_slim

Page 10

Page 10

POST READING ACTIVITY SET 12 BOOK 5

Consonant Ending

candy_	foo_d
ve_t	walk_s
fa_t	sli_m

Page 11

Page 11

SET 12 BOOK 5 POST READING ACTIVITY

Circle Words to fit the Picture.

cookies (cake) Neal Neal (candy) (lemonade) rice cake	lemonade (Miss Vie) rice cake
Karen (Razz) Pablo (walks) Nutmeg (vet) Kim	Karen (Razz) Pablo (walks) Nutmeg (vet) Kim
crocodile (slim) fat (Razz) Le Roy Miss Vie Scotty (Razz)	crocodile (slim) fat (Razz) Le Roy Miss Vie Scotty (Razz)

Page 12 Directions: One or more words may be circled to match the picture.

Page 12

POST READING ACTIVITY SET 12 BOOK 5

Write the correct words by each picture.

Razz

walks

sweet food

cat food

Miss Vie

~~-Razz-~~ ~~-Miss Vie-~~ ~~-cat food-~~
~~-walks-~~ ~~-sweet food-~~

Directions: Draw a line through the words you use.

Page 13

Page 13