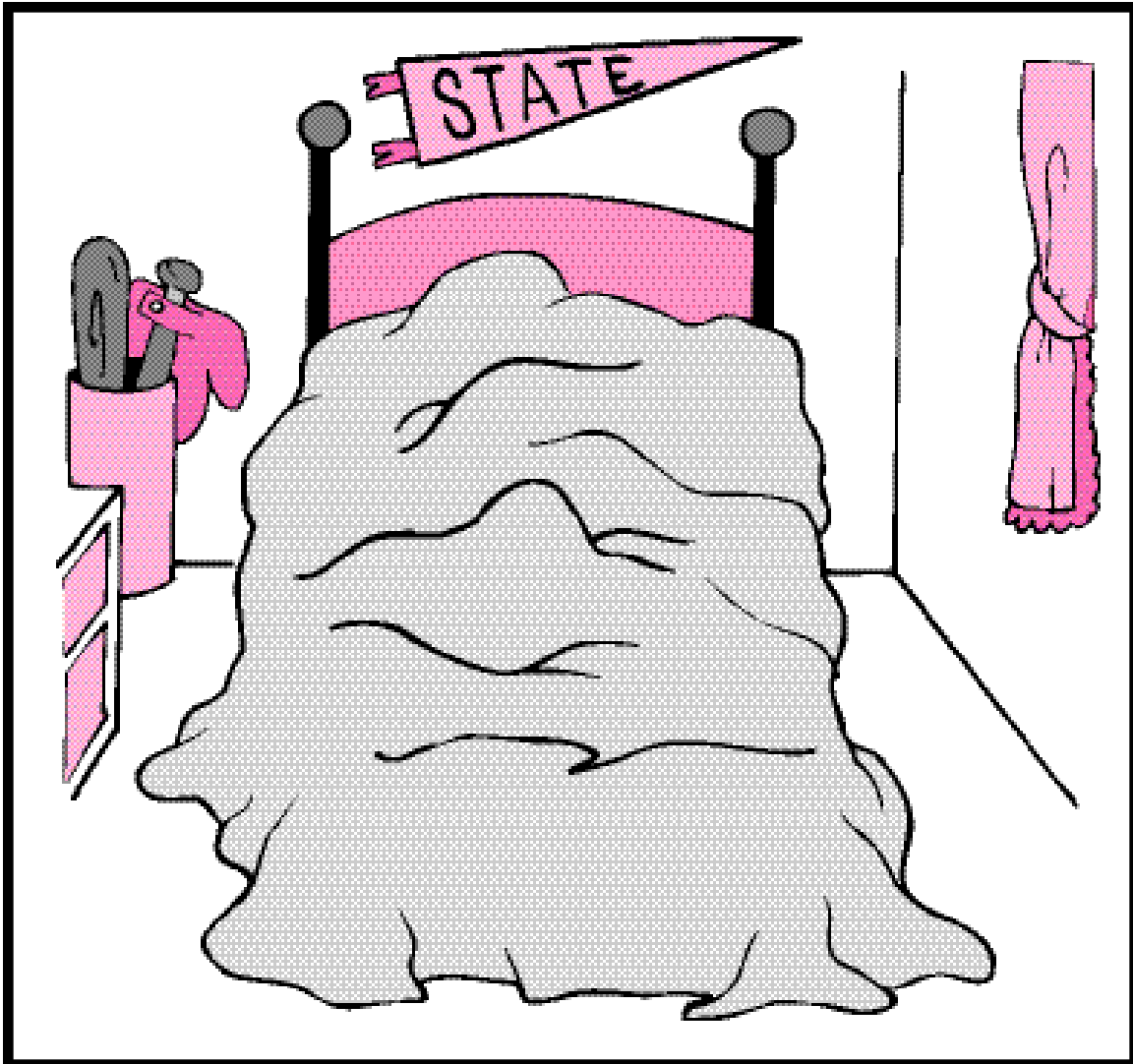


# Humps and Lumps



Practice with  
Endings, Clusters  
and Combinations

# Word Preview

<u>Vowel Sounds</u>	<u>Consonant Sounds &amp; Blends</u>	<u>New Words</u>		
A a	_ed	mass	pump	dent
ai	tw_	gasp	lumps	kept
ay	st	fast	bumps	bend
E e	sm_	snake	humps	clear
ee	sk	waved	rusty	elm
ea	dr_	twigs	musty	forgot
y	tr_	sticks	dusty	hundred
I i	pr_	pile	truck	didn't
ie	br_	lifted	gulped	stopped
y		than	stuffed	means
O o	<u>Word Patterns:</u> falls / calls ump/umps	someday	Mr. Moore	quilts
U u		problems	broke	begged
		hub	doorway	fond
		dump	nest	laugh

**VALUE:**

**NEATNESS**

Sounds and words for adventures in reading

Benjamin  
Lucas  
Justin  
Jones!

# Teacher Dictation

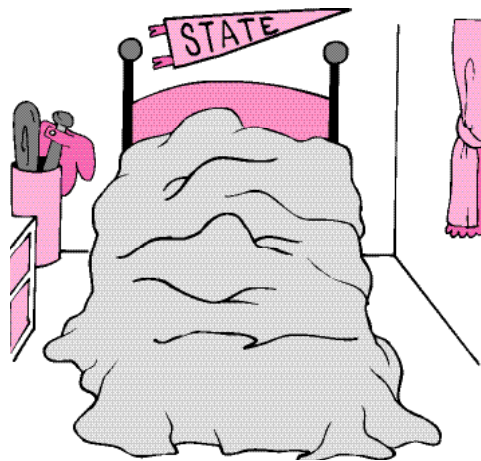
1 fall mass gasp

2 snake place gasped

3 humps lumps rusty

4 better doorway dust

5 This is all neat stuff.



Teacher says the sounds. Students write the letters as they say the words.

Teacher guides the students to write left to right--top to bottom.

For extra practice, additional student dictation pages may be copied.

# Student Dictation

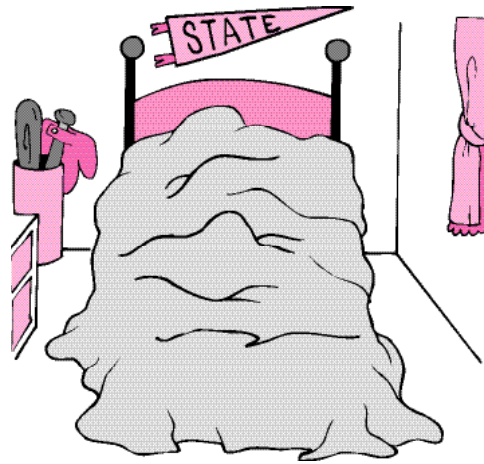
1 \_\_\_\_\_  
-----  
\_\_\_\_\_

2 \_\_\_\_\_  
-----  
\_\_\_\_\_

3 \_\_\_\_\_  
-----  
\_\_\_\_\_

4 \_\_\_\_\_  
-----  
\_\_\_\_\_

5 \_\_\_\_\_  
-----  
\_\_\_\_\_



# Learning word families

∅ c d f g h j k l m n p q r s t v w x y z

ump

1 ump

2

3

4

5

6

Directions: Draw a line through the letters you use.

# Word family check list

b c d f g h j k l m n p q r s t v w x y z

ump

1 bump

2 dump

3 hump


4 jump

5 lump

6 pump

Directions: Go read the books.

# Draw a picture from the story



**A story by** \_\_\_\_\_

Handwriting practice area consisting of 12 sets of horizontal lines. Each set includes a solid top line, a dashed midline, and a solid bottom line.

Directions: Have students write their names at the top of the page.  
When the story is finished, have students circle the words they like best.



# Connect words to the pictures


1 Ben and baseball.




2 Humps and Lumps.



3 Mom lifted the quilts.




4 The snake skin.




5 The rock box.



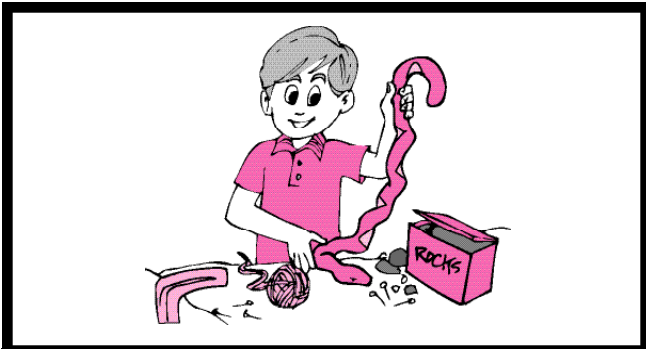
# Consonant Beginning




b aseball



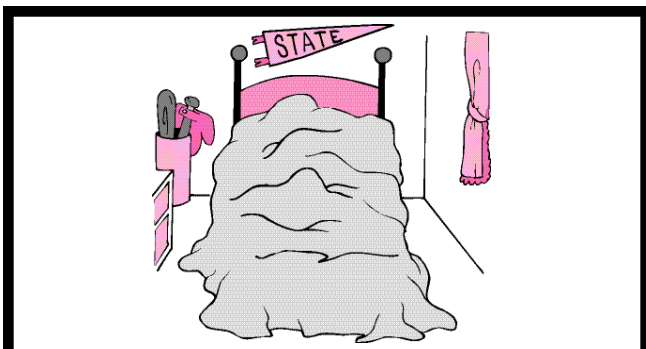
u sty




a ke



e st



e d




o xes

# Consonant Ending




baseball



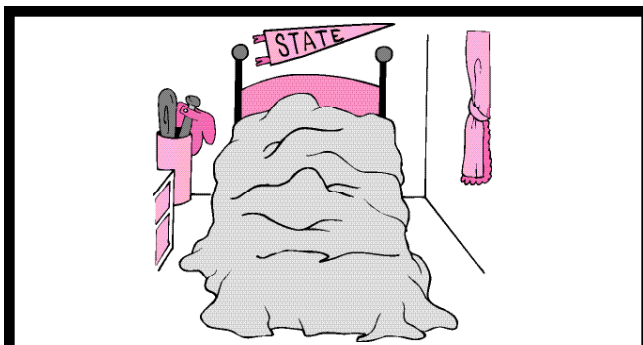
must




snake



names




bed

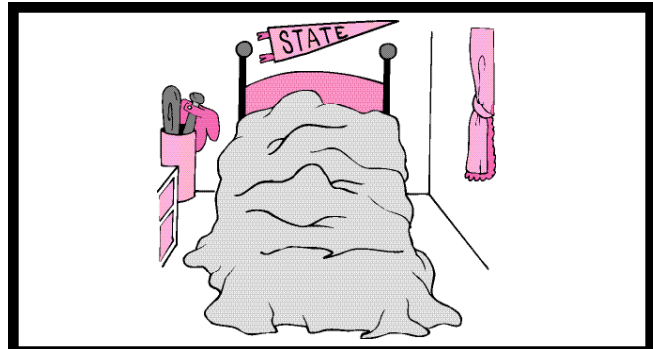


boxes


# Circle Words to fit the Picture.




baseball	game
Neal	Teena-Lee



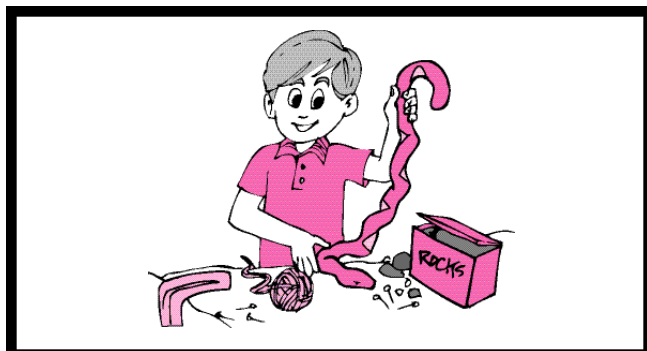
humps	Ben
lumps	bed



bed	dusty
rocks	musty



nest	Mom
Ben	Razz






snake	Ben
Pip-Pip	rocks



boxes	Mom
rocks	Ben

Write the correct words by each picture.

~~humps-lumps~~



\_\_\_\_\_

\_\_\_\_\_

\_\_\_\_\_

\_\_\_\_\_

nest                      snake                      baseball  
rockbox                ~~humps and lumps~~

Directions: Draw a line through the words you use.

# Answer Key

POST READING ACTIVITY SET 11 BOOK 1

**Connect words to the pictures**

- Pablo's clay vase
- Maria's apple pie
- Pete makes a hippo
- Mike paints a jar
- The Grand Prize

Page 9

Page 9

SET 11 BOOK 1 POST READING ACTIVITY

**Consonant Beginning**

P_apa	Mama
_h_ippo	_r_ibbon
_c_actus	pr_ize

Page 10

Page 10

POST READING ACTIVITY SET 11 BOOK 1

**Consonant Ending**

Pap_a_	Mam_a_
hipp_o_	ribbo_n_
cactu_s_	priz_e_

Page 11

Page 11

SET 11 BOOK 1 POST READING ACTIVITY

**Circle Words to fit the Picture.**

 clay Papa vase Pablo	 Mama Maria pie apple
 hippo Pete Tuff-Enuff paints	 Mike-the-Tyke string red
 ribbon 1st place man pie	 cactus fair Mike jar

Page 12 Directions: One or more words may be circled to match the picture.

Page 12

POST READING ACTIVITY SET 11 BOOK 1

**Write the correct words by each picture.**

Grand Prize

pie

vase

cactus

Tough-Enuff

~~Tuff-Enuff~~ ~~vase~~ ~~cactus~~  
~~apple pie~~ ~~Grand Prize~~

Page 13 Directions: Draw a line through the words you use.

Page 13