


# A Package from Hong Kong



Phonics Clusters  
and Combinations

# Word Preview

<u>Vowel Sounds</u>	<u>Consonant Sounds &amp; Blends</u>	<u>New Words</u>			
A a	stc_	rang	ding	open	birds
ai	sh_	Lang's	dong	opened	hour
ay	_ed	hang	sing	now	card
	_gh's	mang	bingo	coming	love
	oo	land	singing	porch	look
E e	(good)	jingle	tight	then	looked
ee	_ou	jangle	night	bell	sent
ea	_igh	jangle	might	sister	hour
y	<u>Word Patterns:</u>	grandma	smiled	wearing	your
	hall	grandpa	tugged	September	
li	called	card	Hong Kong	reading	
O o	_ing	hard	bong	each	
U u	_ong	sharp	strong	about	
ue	_ang	birds	song	door	
		Martin	thongs	story	
		Karen	wrong	doorbell	
		Karma	(silent w)	she	
		another	bonkers	her	
		paper	holding	called	
		family	tomorrow	rip	
		shake	clock	took	
		package	o'clock	good	
		parents	out	were	
		parrot	house	bound	
		started	found	ever	
		faraway	sound	wanted	
		gift	bound		

**VALUE:**

**TOLERANCE**

Sounds and words for adventures in reading

Bong, bong, bong  
sing a song from Hong Kong

# Teacher Dictation


1 rang      ding      tight

2 hang      sing      string

3 strong      thong      long

4 Hong Kong      sister

5 I want a bingo game.



Teacher says the sounds. Students write the letters as they say the words.

Teacher guides the students to write left to right--top to bottom.

For extra practice, additional student dictation pages may be copied.

# Student Dictation


1 \_\_\_\_\_  
-----  
\_\_\_\_\_

2 \_\_\_\_\_  
-----  
\_\_\_\_\_

3 \_\_\_\_\_  
-----  
\_\_\_\_\_

4 \_\_\_\_\_  
-----  
\_\_\_\_\_

5 \_\_\_\_\_  
-----  
\_\_\_\_\_



# Learning word families

b c d f g ~~h~~ j k l m n p q r s t v w x y z

ong

1 **H**ong

2

3

4

5

6

Directions: Draw a line through the letters you use.

# Word family check list

b c d f g h j k l m n p q r s t v w x y z

ong

1 Hong

2 Kong

3 bong


4 gong

5 long

6 song

Directions: Go read the books.

# Draw a picture from the story



**A story by** \_\_\_\_\_


Handwriting practice area consisting of 10 sets of primary-ruled lines. Each set includes a solid top line, a dashed midline, and a solid bottom line.

Directions: Have students write their names at the top of the page.  
When the story is finished, have students circle the words they like best.




# Connect words to the pictures


1 Jingle Jangle the doorbell



2 Kim found a package




3 A Bong-Bong clock




4 Grandma Lang




5 A big green parrot



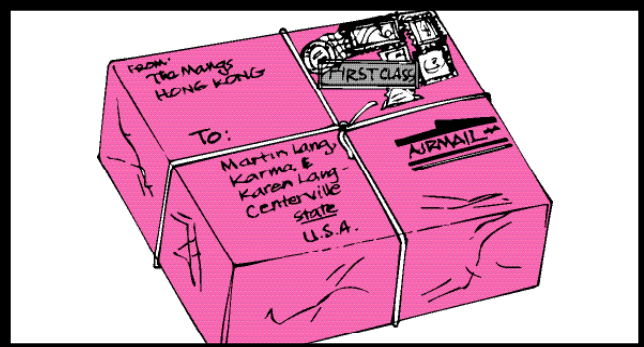
# Consonant Beginning




jingle



\_\_ackage




\_\_ong



\_\_lock




\_\_ine




\_\_arrot

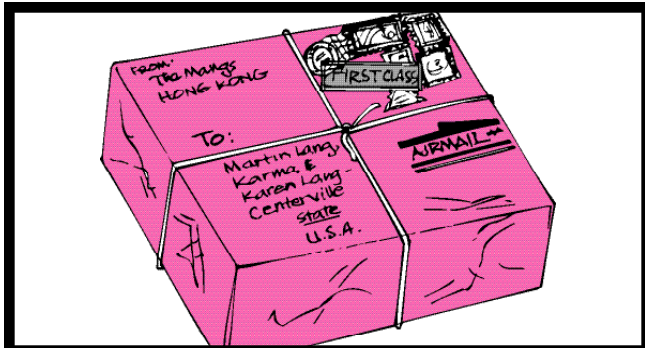
# Consonant Ending




jingle\_



packag\_




Hon\_



cloc\_




nin\_




parro\_

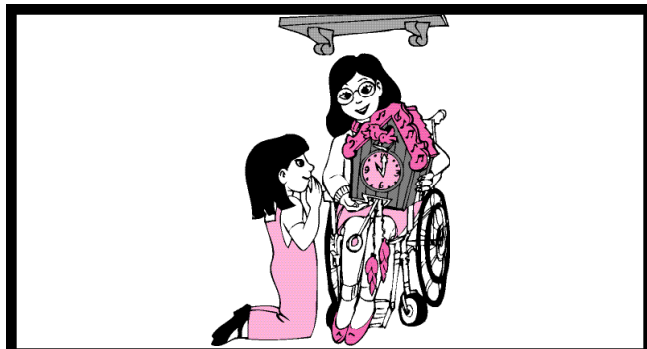
# Circle Words to fit the Picture.




jingle      jangle  
 Kim        Razz




package      Kim  
 Mangs        Langs




Kim              sore  
 Karen    package



Karen              clock  
 Kim                birds




birds              ding  
 clock            bong



parrot            Dad  
 Grandma        Kim

# Write the correct words by each picture.

jingle jangle




Blank handwriting lines.




Blank handwriting lines.



Blank handwriting lines.



Blank handwriting lines.



clock	<del>jingle jangle</del>	parrot
package	grandma	

Directions: Draw a line through the words you use.

# Answer Key

POST READING ACTIVITY SET 11 BOOK 2

### Connect words to the pictures

- Jingle Jangle the doorbell
- Kim found a package
- A Bong-Bong clock
- Grandma Lang
- A big green parrot

Page 9

Page 9

SET 11 BOOK 2 POST READING ACTIVITY

### Consonant Beginning

 jingle	 package
 Hong	 clock
 nine	 parrot

Page 10

Page 10

POST READING ACTIVITY SET 11 BOOK 2

### Consonant Ending

 jingle_	 packag_e_
 Hon_g_	 cloc_k_
 nin_e_	 parro_t_

Page 11

Page 11

SET 11 BOOK 2 POST READING ACTIVITY

### Circle Words to fit the Picture.

 jingle Kim	 jangle Raizz	 package Mangs	 Kim Langs
 Kim Karen	 sore package	 Karen Kim	 clock birds
 birds clock	 ding bong	 parrot Grandma	 Dad Kim

Page 12 Directions: One or more words may be circled to match the picture.

Page 12

POST READING ACTIVITY SET 11 BOOK 2

### Write the correct words by each picture.

jingle jangle

grandma

package

clock

parrot

~~clock~~ ~~jingle jangle~~ ~~parrot~~  
~~package~~ ~~grandma~~

Directions: Draw a line through the words you use.

Page 13

Page 13