


# Me and the Bee



Long Vowel  
Patterns

# Word Preview

<u>Vowel Sounds</u>	<u>Consonant Sounds &amp; Blends</u>	<u>New Words</u>		
A a	th_ k (silent) c (soft)	hi	there	bikes
E e ee	_ps _rs _ds _ms	I'll	mine	by
I i y		late	seed	zaps
O o		bee	weeds	peer
U u		knee (silent k)	weep	peers (exception to the 'ee' rule)
		feet	seems	
		pod	jokes	

**VALUE:**

**PERSONAL INTROSPECTION**

Sounds and words for adventures in reading

Oh me! Oh my!  
yippee  
buzz-buzz

# Teacher Dictation


1 me be bee

2 feel peel yippee

3 alone nose deep

4 name home cute alone

5 I like to be me.



Teacher says the sounds. Students write the letters as they say the words.

Teacher guides the students to write left to right--top to bottom.

For extra practice, additional student dictation pages may be copied.

# Student Dictation

1

2

3

4


5



# Learning word families

~~b~~ c d f g h j k l m n p q r s t v w x y z

\_\_\_\_\_ e \_\_\_\_\_

1  oe

2 \_\_\_\_\_

3 \_\_\_\_\_

4 \_\_\_\_\_

5 \_\_\_\_\_

6 \_\_\_\_\_

Directions: Draw a line through the letters you use.

# Word family check list

~~b~~ c d f g ~~h~~ j k l m ~~n~~ p q r ~~s~~ t v ~~w~~ x y z

\_\_\_\_\_ e \_\_\_\_\_

1 | \_\_\_\_\_  
| \_\_\_\_\_  
| \_\_\_\_\_  
| \_\_\_\_\_  
| \_\_\_\_\_  
| \_\_\_\_\_  
| \_\_\_\_\_  
| \_\_\_\_\_  
| \_\_\_\_\_  
| \_\_\_\_\_

2 | \_\_\_\_\_  
| \_\_\_\_\_  
| \_\_\_\_\_  
| \_\_\_\_\_  
| \_\_\_\_\_  
| \_\_\_\_\_  
| \_\_\_\_\_  
| \_\_\_\_\_  
| \_\_\_\_\_  
| \_\_\_\_\_

3 | \_\_\_\_\_  
| \_\_\_\_\_  
| \_\_\_\_\_  
| \_\_\_\_\_  
| \_\_\_\_\_  
| \_\_\_\_\_  
| \_\_\_\_\_  
| \_\_\_\_\_  
| \_\_\_\_\_  
| \_\_\_\_\_


4 | \_\_\_\_\_  
| \_\_\_\_\_  
| \_\_\_\_\_  
| \_\_\_\_\_  
| \_\_\_\_\_  
| \_\_\_\_\_  
| \_\_\_\_\_  
| \_\_\_\_\_  
| \_\_\_\_\_  
| \_\_\_\_\_

5 | \_\_\_\_\_  
| \_\_\_\_\_  
| \_\_\_\_\_  
| \_\_\_\_\_  
| \_\_\_\_\_  
| \_\_\_\_\_  
| \_\_\_\_\_  
| \_\_\_\_\_  
| \_\_\_\_\_  
| \_\_\_\_\_

6 | \_\_\_\_\_  
| \_\_\_\_\_  
| \_\_\_\_\_  
| \_\_\_\_\_  
| \_\_\_\_\_  
| \_\_\_\_\_  
| \_\_\_\_\_  
| \_\_\_\_\_  
| \_\_\_\_\_  
| \_\_\_\_\_

Directions: Go read the books.

# Draw a picture from the story



**A story by** \_\_\_\_\_

Handwriting practice area consisting of 12 sets of horizontal lines. Each set includes a solid top line, a dashed midline, and a solid bottom line.

Directions: Have students write their names at the top of the page.  
When the story is finished, have students circle the words they like best.




# Connect words to the pictures

1 My name is Teena Lee.



2 We play games.



3 I peer at the bee.




4 A bee sits on my knee.



5 I run home - Yippee!



# Consonant Beginning



**T**eena




\_\_ame



\_\_eeds



\_\_eed




\_\_nee



\_\_ose

# Consonant Ending



Teen a




gam   



weed   



see   




kne   



nos


# Circle Words to fit the Picture.




Kim	Whiz-Kid
Teena Lee	Mom




game	Max
Teena Lee	Razz




Teena Lee	pod
seed	Razz



bee	knee
Teena Lee	Razz





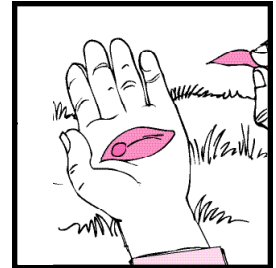
bee	knee
Teena Lee	me



Whiz-Kid	run
Teena Lee	Ben

# Write the correct words by each picture.

weeds








Teena Lee    seed    ~~weeds~~  
nose    knee

Directions: Draw a line through the words you use.

# Answer Key

POST READING ACTIVITY SET 9 BOOK 6

### Connect words to the pictures




- 1 My name is Teena Lee. 
- 2 We play games. 
- 3 I peer at the bee. 
- 4 A bee sits on my knee. 
- 5 I run home - Yippee! 

Page 9

Page 9

SET 9 BOOK 6 POST READING ACTIVITY

### Consonant Beginning







 I_eena	 g_ame
 _w_eeds	 _s_ee_d
 _k_nee	 _n_ose

Page 10

Page 10

POST READING ACTIVITY SET 9 BOOK 6

### Consonant Ending







 Teen_a	 gam_e
 weed_s	 see_d
 kne_e	 nos_e

Page 11

Page 11

SET 9 BOOK 6 POST READING ACTIVITY

### Circle Words to fit the Picture.






 Kim Whiz-Kid Teena Lee Mom	 game Max Teena Lee Razz
 Teena Lee pod seed Razz	 bee knee Teena Lee Razz
 bee knee Teena Lee me	 Whiz-Kid run Teena Lee Ben

Page 12 Directions: One or more words may be circled to match the picture.

Page 12

POST READING ACTIVITY SET 9 BOOK 6

### Write the correct words by each picture.

_____ weeds _____	
_____ seed _____	
_____ Teena _____	
_____ nose _____	
_____ knee _____	

\_\_\_\_\_ Teena Lee \_\_\_\_\_ seed \_\_\_\_\_ weeds \_\_\_\_\_  
\_\_\_\_\_ nose \_\_\_\_\_ knee \_\_\_\_\_

Page 13 Directions: Draw a line through the words you use.

Page 13