


The Big Deal



Long Vowel
Patterns

Word Preview

<u>Vowel Sounds</u>	<u>Consonant Sounds & Blends</u>	<u>New Words</u>		
A a	pl_	last	cubs	ball
	_ds	base	seat	says
E e	_rs	base-	beat	tugs
ee	ts_	ball	beats	onto
ea		plate	deal	
		mitt	leaps	
I i		team	gear	
		teams	fear	
O o		Bobcat	rear	
		s	lead	
U u		Neal	leads	
		weak	dives	
		year	call	

VALUE:

MEETING CHALLENGES

Sounds and words for adventures in reading

Win cubs win.

Teacher Dictation


1 bat ball hit

2 call mitt plate

3 fear gear year

4 deal team leap dive

5 Max beats the fear.



Teacher says the sounds. Students write the letters as they say the words.

Teacher guides the students to write left to right--top to bottom.

For extra practice, additional student dictation pages may be copied.

Student Dictation

1

2

3

4

5



Learning word families

b c ~~d~~ f g h j k l m n p q r s t v w x y z

_____ eal _____

1 deal

2

3

4

5

6

Directions: Draw a line through the letters you use.

Word family check list

b c ~~d~~ f g h j k l m ~~n~~ ~~p~~ q ~~r~~ ~~s~~ t v w x y ~~z~~

_____ eal _____

1 deal

2 meal

3 real


4 Neal

5 seal

6 zeal

Directions: Go read the books.

Draw a picture from the story




A story by _____

Handwriting practice area consisting of 12 sets of horizontal lines. Each set includes a solid top line, a dashed midline, and a solid bottom line, providing a guide for letter height and placement.


Directions: Have students write their names at the top of the page.
When the story is finished, have students circle the words they like best.

Connect words to the pictures


1 Max has a baseball game.




2 Max will take his gear.




3 Max can read the runs.



4 Dad says, "beat the fear".




5 The Cubs win the game.




Consonant Beginning




m itt



__ **u** bs



__ **a** ll



__ **o** bcats




__ **i** n




__ **i** ves


Consonant Ending




mi tt



cub



ba



bobcat




wi




dive


Circle Words to fit the Picture.




Max	Neal
Cubs	bat




Cubs	ball
Bobcats	Neal



Bobcats	Max
Cubs	Dad



Dad	Max
Hal	Razz




six	ball
Ben	bat




dives	win
home plate	

Write the correct words by each picture.


home plate




Blank handwriting lines for the first picture.




Blank handwriting lines for the second picture.



Blank handwriting lines for the third picture.



Blank handwriting lines for the fourth picture.



baseball Max bats Bobcats
Cubs ~~home plate~~

Directions: Draw a line through the words you use.

Answer Key

POST READING ACTIVITY SET 9 BOOK 4

Connect words to the pictures

- Max has a baseball game.
- Max will take his gear.
- Max can read the runs.
- Dad says, "beat the fear".
- The Cubs win the game.

Page 9

Page 9

SET 9 BOOK 4 POST READING ACTIVITY

Consonant Beginning

m itt	c_ubs
_b.all	_b.obcats
_w.in	_d.ives

Page 10

Page 10

POST READING ACTIVITY SET 9 BOOK 4

Consonant Ending

mi tt	cub_s_
ba ll_	bobcat_s_
wi n_	dive_s_

Page 11

Page 11

SET 9 BOOK 4 POST READING ACTIVITY

Circle Words to fit the Picture.

 Max Cubs	 Neal bat
 Cubs Bobcats	 ball Neal
 Bobcats Cubs	 Max Dad
 Dad Hal	 Max Razz
 six Ben	 ball bat
 dives home plate	 win

Page 12 Directions: One or more words may be circled to match the picture.

Page 12

POST READING ACTIVITY SET 9 BOOK 4

Write the correct words by each picture.

home plate

Cubs

Max bats

baseball

Bobcats

~~baseball~~ ~~Max bats~~ ~~Bobcats~~
~~Cubs~~ ~~home plate~~

Directions: Draw a line through the words you use.

Page 13

Page 13