


The Time Box



Long Vowel
Patterns

Word Preview

<u>Vowel Sounds</u>	<u>Consonant Sounds & Blends</u>	<u>New Words</u>		
A a	_ls _rs	heap	nose	deep
E e ee ea	<u>Word Patterns:</u> "_ear" as in near	fire	lean	read
I i		hide	peek	tale
O o		life	leak	my
U u		seal	leaks	tick
		seals	near	tock
		real	neat	learn
		years	hear	dare
		inside	beat	Teena's
		wide	ear	
		sea	dear	

VALUE:

MEMORIES

Sounds and words for adventures in reading

Tee-hee-hee
Tick-tock-tick-tock

Teacher Dictation

1 we see tale

2 fire hide wide

3 keep deep dear

4 peak leak real learn

5 Teena Lee keeps time.



Teacher says the sounds. Students write the letters as they say the words.

Teacher guides the students to write left to right--top to bottom.

For extra practice, additional student dictation pages may be copied.

Student Dictation

1 _____

2 _____

3 _____

4 _____

5 _____



Learning word families

b c ~~d~~ f g h j k l m n p q r s t v w x y z

ime

1 dime

2

3

4

5

6

Directions: Draw a line through the letters you use.

Word family check list

b c d f g h j k l m n p q r s t v w x y z

ime

1 dime

2 chime

3 lime


4 time

5 grime

6 slime

Directions: Go read the books.

Draw a picture from the story




A story by _____

Handwriting practice area consisting of 12 sets of horizontal lines. Each set includes a solid top line, a dashed midline, and a solid bottom line.


Directions: Have students write their names at the top of the page.
When the story is finished, have students circle the words they like best.

Connect words to the pictures


1 Dad read *Seals at Sea*.




2 Dad makes a fire.




3 Teena's time box



4 Dave gave a hug.




5 Teena in bed



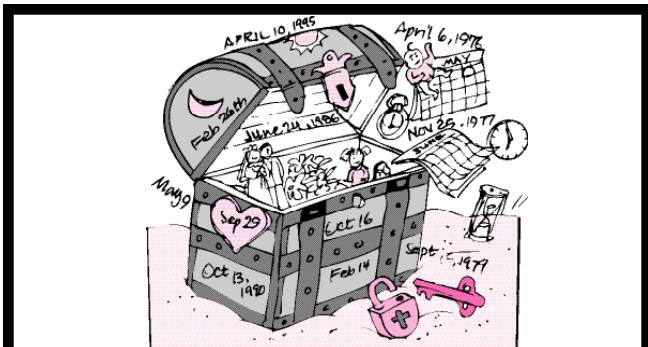
Consonant Beginning



Seals




__ire




__OX



__ug




__ock




__ed

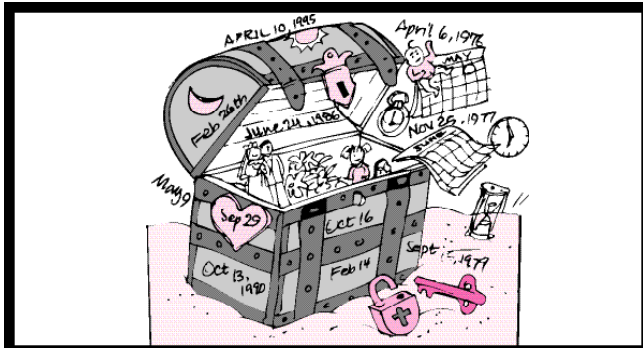
Consonant Ending



Seal_s



fir__




bo__



hu__




to__




be__


Circle Words to fit the Picture.




Dad fire




Teena time box



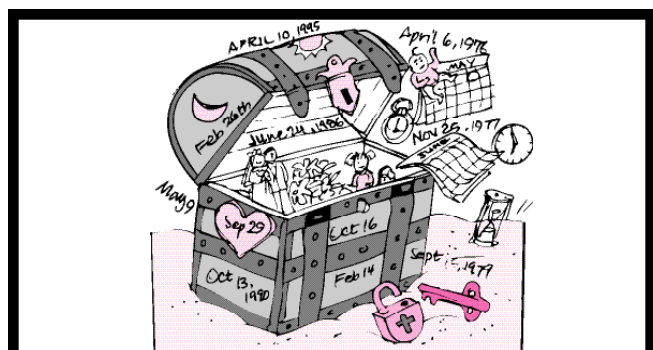
pit Seals



dig fire








bed hug



kit time box

Write the correct words by each picture.

time box



Read ~~time box~~ fire
bed hug

Directions: Draw a line through the words you use.

Answer Key

POST READING ACTIVITY SET 9 BOOK 2

Connect words to the pictures

- Dad read *Seals at Sea*.
- Dad makes a fire.
- Teena's time box
- Dave gave a hug.
- Teena in bed

Page 9

Page 9

SET 9 BOOK 2 POST READING ACTIVITY

Consonant Beginning

<u>Seals</u>	<u>fire</u>
<u>box</u>	<u>hug</u>
<u>clock</u>	<u>bed</u>

Page 10

Page 10

POST READING ACTIVITY SET 9 BOOK 2

Consonant Ending

Seals <u>s</u>	fir <u>e</u>
bo <u>x</u>	hu <u>g</u>
to <u>ck</u>	be <u>d</u>

Page 11

Page 11

SET 9 BOOK 2 POST READING ACTIVITY

Circle Words to fit the Picture.

Dad	fire	Teena	time box
pit	Seals	dig	fire
bed	hug	kit	time box

Page 12 Directions: One or more words may be circled to match the picture.

Page 12

POST READING ACTIVITY SET 9 BOOK 2

Write the correct words by each picture.

	time box
	bed
	hug
	Read
	fire

~~Read~~ ~~time box~~ ~~fire~~
~~bed~~ ~~hug~~

Directions: Draw a line through the words you use.

Page 13

Page 13