

The Cake



Long Vowel Review

Word Preview

<u>Vowel Sounds</u>	<u>Consonant Sounds & Blends</u>	<u>New Words</u>
A a	are (as in care)	sags
E e		bags
ee		wade
ea		waves
I i		likes
ie		hope
y		pine
O o		
U u		

VALUE:
DEPENDABILITY

Sounds and words for adventures in reading

Teacher Dictation

1 ade ave ake

2 wade wave fake

3 makes lick care

4 nope pine sags does

5 Max and Ben at the lake.



Teacher says the sounds. Students write the letters as they say the words.

Teacher guides the students to write left to right--top to bottom.

For extra practice, additional student dictation pages may be copied.

Student Dictation

1

2

3

4

5



Learning word families

b c d f g h j/k l m n p q r s t v w x y z

oke

1 joke

2

3

4

5

6

Directions: Draw a line through the letters you use.

Word family check list

b c d f g h j k l m n p q r s t v w x y z

oke

1 joke

2 hoke

3 coke


4 poke

5 woke

6 yoke

Directions: Go read the books.

Draw a picture from the story



A story by _____

Handwriting practice area consisting of 10 sets of lines. Each set includes a solid top line, a dashed midline, and a solid bottom line.

Directions: Have students write their names at the top of the page.
When the story is finished, have students circle the words they like best.

Connect words to the pictures

1 Max makes the bed.



2 Max can hike to the lake.



3 Max takes his back pack.



4 Max and Ben wade in waves.



5 Max and Ben dig in the mud.




Consonant Beginning



robe



sed




backpack



sake



bake



lick

Consonant Ending



rob_e



be__



backpa__



lak__



cak__



li__

Circle Words to fit the Picture.



bed	Max
Kim	Razz



Ben	Razz
backpack	Kim



backpack	Kim
waves	wade



Razz	Mom
pine log	Ben



rocks	Mom
Max	cake



cake	ten
Max	rocks

Write the correct words by each picture.

ten rock cake








backpack ~~ten rock cake~~ lake
bed dig

Directions: Draw a line through the words you use.

Answer Key

POST READING ACTIVITY SET 8 BOOK 2

Connect words to the pictures

- 1 Max makes the bed. 
- 2 Max can hike to the lake. 
- 3 Max takes his back pack. 
- 4 Max and Ben wade in waves. 
- 5 Max and Ben dig in the mud. 

Page 9

Page 9

SET 8 BOOK 2 POST READING ACTIVITY

Consonant Beginning





 _r_obe	 _b_ed
 _b_ackpack	 _l_ake
 _c_ake	 _l_ick

Page 10

Page 10

POST READING ACTIVITY SET 8 BOOK 2

Consonant Ending







 rob_e	 be_d
 backpa_ck	 lak_e
 cak_e	 li_ck

Page 11

Page 11

SET 8 BOOK 2 POST READING ACTIVITY

Circle Words to fit the Picture.



 <u>bed</u> Kim Max Razz	 Ben <u>Razz</u> <u>backpack</u> Kim
 backpack Kim <u>waves</u> <u>wade</u>	 <u>Razz</u> <u>pine log</u> Mom Ben
 <u>rocks</u> Mom Max <u>cake</u>	 <u>cake</u> Max <u>ten rocks</u>

Page 12 Directions: One or more words may be circled to match the picture.

Page 12

POST READING ACTIVITY SET 8 BOOK 2

Write the correct words by each picture.

ten rock cake	
dig	
bed	
lake	
backpack	

Directions: Draw a line through the words you use.

Page 13

Page 13