


The Big Hole



Long Vowel \bar{o}

Word Preview

<u>Vowel Sounds</u>	<u>Consonant Sounds</u>	<u>New Words</u>
Long		
A a	th_	cannot hope poke
E e	_nn	hole rope joke
I i		pole toe home
O o		hose no tore
U u		rose bone sore
		mope cone
		cope alone

VALUE:
CAUTION

Sounds and words for adventures in reading

Ow-w-w-w-w
oh-h-h-h-h no!

Teacher Dictation

1 hole pole nose

2 rose mope rope

3 tore bore sore

4 home toe oh was

5 Max hit his leg on a pole.



Teacher says the sounds. Students write the letters as they say the words.

Teacher guides the students to write left to right--top to bottom.

For extra practice, additional student dictation pages may be copied.

Student Dictation

1

2

3

4

5



Learning word families

b c d f g ~~h~~ j k l m n p q r s t v w x y z

ole

1 hole

2

3

4

5

6

Directions: Draw a line through the letters you use.

Word family check list

b c d f g ~~h~~ j k l m ~~n~~ p ~~q~~ ~~r~~ ~~s~~ ~~t~~ v w x y z

ole

1 hole

2 mole

3 pole


4 role

5 sole

6 tole

Directions: Go read the books.

Draw a picture from the story



A story by _____

Handwriting practice area consisting of 12 sets of horizontal lines. Each set includes a solid top line, a dashed midline, and a solid bottom line.


Directions: Have students write their names at the top of the page.
When the story is finished, have students circle the words they like best.

Connect words to the pictures

1 At the big hole



2 Max fell in the hole.




3 Max tore his hat.



4 Kim has a rose for Max.




5 Razz has a rose for Max.



Consonant Beginning




hole




__ole



__ose



__one



__ose




__oe

Consonant Ending



hole




pol




hos



bon




ros



to

Circle Words to fit the Picture.




hole	pole
Ben	Razz




hole	Max
pole	hose



toe	sore
Max	Ben



rose	Razz
Kim	Max







cone	rose
Ben	Max



hose	Razz
cone	rose

Write the correct words by each picture.

Rose








pole hole toe
cone ~~Rose~~

Directions: Draw a line through the words you use.

Answer Key

POST READING ACTIVITY SET 7 BOOK 2

Connect words to the pictures







- At the big hole 
- Max fell in the hole. 
- Max tore his hat. 
- Kim has a hose for Max. 
- Razz has a rose for Max. 

Page 9

Page 9

SET 7 BOOK 2 POST READING ACTIVITY

Consonant Beginning







 h <u>o</u> le	 p <u>o</u> le
 h <u>o</u> se	 b <u>o</u> ne
 r <u>o</u> se	 t <u>o</u> e

Page 10

Page 10

POST READING ACTIVITY SET 7 BOOK 2

Consonant Ending







 hol <u>e</u>	 pol <u>e</u>
 hos <u>e</u>	 bon <u>e</u>
 ros <u>e</u>	 to <u>e</u>

Page 11

Page 11

SET 7 BOOK 2 POST READING ACTIVITY

Circle Words to fit the Picture.






 (hole) (pole) (Ben) (Razz)	 (hole) (pole) (Max) (hose)
 (toe) (sore) (Max) (Ben)	 (rose) (Razz) (Kim) (Max)
 (cone) (rose) (Ben) (Max)	 (hose) (cone) (Razz) (rose)

Page 12 Directions: One or more words may be circled to match the picture.

Page 12

POST READING ACTIVITY SET 7 BOOK 2

Write the correct words by each picture.

Rose	
pole	
toe	
cone	
hole	

~~pole~~ ~~hole~~ ~~toe~~
~~cone~~ ~~Rose~~

Directions: Draw a line through the words you use.

Page 13

Page 13