


# Tuff-Tug Tips



## Short Vowel Review

# Word Preview

<u>Vowel Sounds</u>	<u>Consonant Sounds</u>	<u>New Words</u>	
Short	pl_	chug	wax
A a	ch_	purrs	buffs
E e	th_	be	they
I i	_rr	left	with
O o	_ffs		
U u	_rrs		

VALUE:  
SERVICE

Sounds and words for adventures in reading

# Teacher Dictation


1    u                    o                    i

2    e                    a                    ch

3    th                    ur                    off

4    tips    tug    with    purr

5    The tug is not OK.



Teacher says the sounds. Students write the letters as they say the words.

Teacher guides the students to write left to right--top to bottom.

For extra practice, additional student dictation pages may be copied.

# Student Dictation


1

2

3

4

5



# Learning word families

Ø c d f g h j k l m n p q r s t v w x y z

ack

1 back

2

3

4

5

6

Directions: Draw a line through the letters you use.

# Word family check list

b c d f g h j k / m n p q / r s / t v w x y z

ack

1 back

2 lack

3 quack


4 rack

5 sack

6 tack

Directions: Go read the books.

# Draw a picture from the story



**A story by** \_\_\_\_\_


Handwriting practice area consisting of 12 sets of lines. Each set includes a solid top line, a dashed midline, and a solid bottom line.

Directions: Have students write their names at the top of the page.  
When the story is finished, have students circle the words they like best.




# Connect words to the pictures


1 Tuff-Tug tips in the fog.




2 Logs are off the tug. They are wet.




3 Mom, Dad, and Hal tap and chug with the log at the tug.



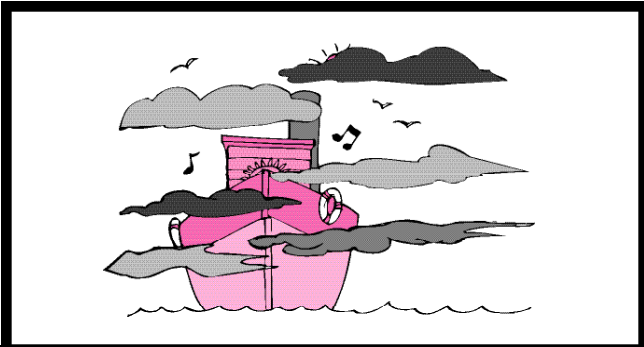
4 They are back on the tug. Razz purrs and purrs.




5 Dad is an OK Dad.



# Consonant Beginning




chug




\_\_urr




\_\_og



\_\_et




\_\_ad




\_\_ans


# Consonant Ending




chu g\_




pu\_



lo\_



we\_



Da\_




plan\_


# Circle Words to fit the Picture.




wet                      rug  
Razz              hot dogs




Mom                      plan  
Dad                      Max




Razz                      purr  
Hal                      milk



hot dogs                      Kim  
Tuff-Tug                      wet




big log                      mat  
sun                      Hal




sun                      fog  
wet                      Tuff-Tug

Write the correct words by each picture.


Tug in fog.



Blank handwriting lines.




Blank handwriting lines.



Blank handwriting lines.



Blank handwriting lines.








Tug at dock	<del>Tug in fog</del>	Razz on tug
wet	Dad has a plan	

Directions: Draw a line through the words you use.

# Answer Key

POST READING ACTIVITY SET 6 BOOK 4

### Connect words to the pictures

- 1 Tuff-Tug tips in the fog. 
- 2 Logs are off the tug. They are wet. 
- 3 Mom, Dad, and Hal tap and chug with the log at the tug. 
- 4 They are back on the tug. Razz purrs and purrs. 
- 5 Dad is an OK Dad. 

Page 9

Page 9

SET 6 BOOK 4 POST READING ACTIVITY

### Consonant Beginning







 ch <u>u</u> g	 p <u>u</u> rr
 _l <u>o</u> g	 w <u>e</u> t
 _D <u>a</u> d	 p <u>l</u> ans

Page 10

Page 10

POST READING ACTIVITY SET 6 BOOK 4

### Consonant Ending







 chu <u>g</u>	 pu <u>rr</u>
 lo <u>g</u>	 we <u>t</u>
 Da <u>d</u>	 plan <u>s</u>

Page 11

Page 11

SET 6 BOOK 4 POST READING ACTIVITY

### Circle Words to fit the Picture.

 wet Razz hot dogs	 Mom Dad plan Max
 Razz Hal	 purr milk hot dogs Tuff-Tug Kim wet
 big log sun mat Hal	 sun wet fog Tuff-Tug

Page 12 Directions: One or more words may be circled to match the picture.

Page 12

POST READING ACTIVITY SET 6 BOOK 4

### Write the correct words by each picture.

Tug in fog. 

Dad has a plan. 

Razz on tug. 

wet. 

Tug at dock. 

~~Tug at dock~~   ~~Tug in fog~~   ~~Razz on tug~~  
~~wet~~   ~~Dad has a plan~~

Directions: Draw a line through the words you use. Page 13

Page 13