


Ten in a Hut



Short Vowel **e**

Word Preview

<u>Vowel Sounds</u>	<u>Consonant Sounds</u>	<u>New Words</u>	
A a	ch_	hut	fed
E e	pl_	sets	yes
I i	_gg	eggs	chicks
O o	_ts	ten	net
U u	_cks	hop	

VALUE:
SHARING

Sounds and words for adventures in reading

Teacher Dictation


1 a e ch

2 ck o i

3 hut net chicks

4 fed yes sit sits

5 Yes, it is fun in the hut.



Teacher says the sounds. Students write the letters as they say the words.

Teacher guides the students to write left to right--top to bottom.

For extra practice, additional student dictation pages may be copied.

Student Dictation


1

2

3

4

5



Learning word families

~~b~~ c d f g h j k l m n p q r s t v w x y z

_____ed_____

1

bed

2 _____

3 _____

4 _____

5 _____

6 _____

Directions: Draw a line through the letters you use.

Word family check list

b c d f g h j k l m n p q r s t v w x y z

ed

1 bed

2 fed

3 led


4 red

5 wed

6 Jed

Directions: Go read the books.

Draw a picture from the story



A story by _____

Handwriting practice area consisting of 10 sets of horizontal lines. Each set includes a solid top line, a dashed midline, and a solid bottom line.


Directions: Have students write their names at the top of the page.
When the story is finished, have students circle the words they like best.

Connect words to the pictures


1 Ben has a hut.




2 Ben's red hen is in the hut.




3 The hen sits in a net in the hut.



4 The Hum-Bug is Ben's pet bug.




5 Ben and the Hum-Bug run to the ten Chicks.




Consonant Beginning



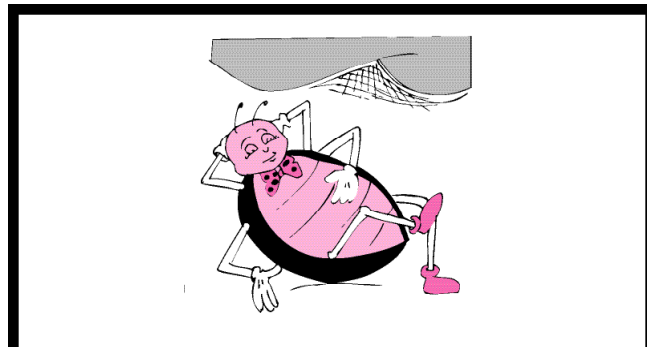
h ut




__ en




__ et



__ ug




__ ets




__ icks


Consonant Ending



hu_t_




he_




pe_



bu_




se_




chi_


Circle Words to fit the Picture.




Ben
jet hen
 hut




hut Ben
red hen Razz




net hen
hut bug



hut net
bug Ben




lap Kim
Hum-bug Ben




hat box
log-rod mat


Write the correct words by each picture.


~~the red hen~~











Ben's hut ~~the red hen~~ Hum-Bug
ten chicks hen in net

Directions: Draw a line through the words you use.

Answer Key

POST READING ACTIVITY SET 5 BOOK 3

Connect words to the pictures

- 1 Ben has a hut.
- 2 Ben's red hen is in the hut.
- 3 The hen sits in a net in the hut.
- 4 The Hum-Bug is Ben's pet bug.
- 5 Ben and the Hum-Bug run to the ten Chicks.

Page 9

Page 9

SET 5 BOOK 3 POST READING ACTIVITY

Consonant Beginning

<u>h</u> ut	<u>h</u> en
<u>p</u> et	<u>b</u> ug
<u>s</u> ets	<u>ch</u> icks

Page 10

Page 10

POST READING ACTIVITY SET 5 BOOK 3

Consonant Ending

hu <u>t</u>	he <u>n</u>
pe <u>n</u>	bu <u>g</u>
se <u>ts</u>	chi <u>cks</u>

Page 11

Page 11

SET 5 BOOK 3 POST READING ACTIVITY

Circle Words to fit the Picture.

 Ben jet	 hen hut
 net hut	 hut bug
 lap Hum-bug	 hat log-rod

Kim Ben
box mat

Page 12 Directions: One or more words may be circled to match the picture.

Page 12

POST READING ACTIVITY SET 5 BOOK 3

Write the correct words by each picture.

the red hen

Ben's hut

Hum-Bug

ten chicks

hen in net

~~Ben's hut~~ ~~the red hen~~ ~~Hum-Bug~~
~~ten chicks~~ ~~hen in net~~

Directions: Draw a line through the words you use.

Page 13

Page 13