


Ben Has a Pet



Short Vowel e

Word Preview

<u>Vowel Sounds</u>	<u>Consonant Sounds</u>	<u>New Words</u>
A a	_ts	pet gets
E e	_ps	jet runs
I i	_ff	wet zips
O o	_ns	
U u		

VALUE:
COMPASSION

Sounds and words for adventures in reading

Teacher Dictation


1 e u i

2 p w o

3 up pet zips

4 wet bed hen pen

5 Ben gets the red jet.



Teacher says the sounds. Students write the letters as they say the words.

Teacher guides the students to write left to right--top to bottom.

For extra practice, additional student dictation pages may be copied.

Student Dictation


1

2

3

4

5



Learning word families

b c d f ~~g~~ h j k l m n p q r s t v w x y z

_____et_____

1
_____get_____

2

3

4

5

6

Directions: Draw a line through the letters you use.

Word family check list

b c d f ~~g~~ h ~~j~~ k l m ~~n~~ ~~p~~ q r s t v ~~w~~ x y z

_____ et _____

1 ge t

2 je t

3 me t


4 ne t

5 pe t

6 we t

Directions: Go read the books.

Draw a picture from the story




A story by _____

Handwriting practice area consisting of 10 sets of horizontal lines. Each set includes a solid top line, a dashed midline, and a solid bottom line.

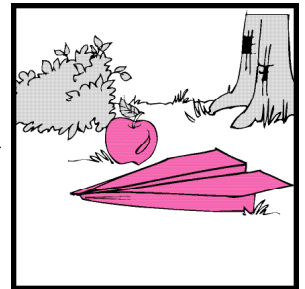
Directions: Have students write their names at the top of the page.
When the story is finished, have students circle the words they like best.

Connect words to the pictures


1 The red jet



2 The wet hen




3 Ben and the red hen




4 The jet lit on the hen.




5 The red hen runs.



Consonant Beginning




p et




__ et



__ et



__ en




__ uns




__ en

Consonant Ending




pe_t




je_



we_



pe_




run_




Be_


Circle Words to fit the Picture.




pet	Ben
pen	cat




jet	wet
Max	bed



wet	jet
Razz	Ben



pen	hen
Kim	Ben








run	hen
Ben	pen



Ben	jet
Max	ten

Write the correct words by each picture.

Ben and red hen



Blank handwriting lines for practice, consisting of a solid top line, a dashed middle line, and a solid bottom line. There are five sets of these lines.

red jet jet on the hen wet hen
red hen runs ~~Ben and red hen~~

Directions: Draw a line through the words you use.

Answer Key

POST READING ACTIVITY SET 5 BOOK 2

Connect words to the pictures

- The red jet
- The wet hen
- Ben and the red hen
- The jet lit on the hen.
- The red hen runs.

Page 9

Page 9

SET 5 BOOK 2 POST READING ACTIVITY

Consonant Beginning

<u>p</u> et	<u>j</u> et
<u>w</u> et	<u>p</u> en
<u>r</u> uns	<u>B</u> en

Page 10

Page 10

POST READING ACTIVITY SET 5 BOOK 2

Consonant Ending

pe <u>t</u>	je <u>t</u>
wet <u>t</u>	pe <u>n</u>
run <u>s</u>	Be <u>n</u>

Page 11

Page 11

SET 5 BOOK 2 POST READING ACTIVITY

Circle Words to fit the Picture.

 pet pen Ben cat	 jet Max wet bed
 wet Razz jet Ben	 pen Kim hen Ben
 run Ben hen pen	 Ben Max jet ten

Page 12 Directions: One or more words may be circled to match the picture.

Page 12

POST READING ACTIVITY SET 5 BOOK 2

Write the correct words by each picture.

Ben and red hen

wet hen

red hen runs

red jet

jet on the hen

~~red jet~~ ~~jet on the hen~~ ~~wet hen~~
~~red hen runs~~ ~~Ben and red hen~~

Directions: Draw a line through the words you use. Page 13

Page 13