


A Red Hen



Short Vowel **e**

Word Preview

<u>Vowel Sounds</u>	<u>Consonant Sounds</u>	<u>New Words</u>
A a	_ll	Ben pen
E e	_ff	hen bed
I i		red Ben's
O o		off
U u		

VALUE:
RESPONSIBILITY

Sounds and words for adventures in reading

Teacher Dictation


1 e a i

2 u r o

3 be re he

4 bed red hen Ben

5 Ben has a red hen.



Teacher says the sounds. Students write the letters as they say the words.

Teacher guides the students to write left to right--top to bottom.

For extra practice, additional student dictation pages may be copied.

Student Dictation


1

2

3

4

5



Learning word families

Ⓟ c d f g h j k l m n p q r s t v w x y z

en

1 Ben

2

3

4

5

6

Directions: Draw a line through the letters you use.

Word family check list

~~b~~ c ~~d~~ f g ~~h~~ j k l m ~~n~~ p q r s ~~t~~ v w x y z

_____ en _____

1 Ben

2 den

3 hen


4 men

5 pen

6 ten

Directions: Go read the books.

Draw a picture from the story



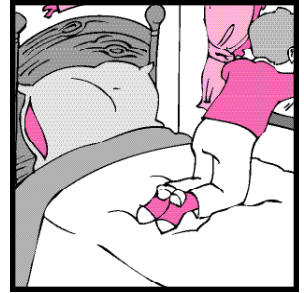
A story by _____

Handwriting practice area consisting of 10 sets of primary-ruled lines. Each set includes a solid top line, a dashed midline, and a solid bottom line.

Directions: Have students write their names at the top of the page.
When the story is finished, have students circle the words they like best.

Connect words to the pictures


1 a red hen




2 Ben's bed




3 a red hen pen




4 Ben has a nap.




5 Ben




Consonant Beginning




hen



__en




__en



__ed




__ap




__ed


Consonant Ending



he n



Be ___




pe ___



be ___




na ___



re ___


Circle Words to fit the Picture.




nap Ben
Kim bed




hen bed
pen jam




pen bed
mat Ben



hen Ben
Razz map




Kim bed
Ben hen




Ben hen
Razz bed

Write the correct words by each picture.

red hen pen




Blank handwriting lines.




Blank handwriting lines.



Blank handwriting lines.



Blank handwriting lines.



red hen	Ben naps	Ben's bed
red hen pen	Ben	

Directions: Draw a line through the words you use.

Answer Key

POST READING ACTIVITY SET 5 BOOK 1

Connect words to the pictures

1 a red hen

2 Ben's bed

3 a red hen pen

4 Ben has a nap.







5 Ben

Page 9

Page 9

SET 5 BOOK 1 POST READING ACTIVITY

Consonant Beginning







 h en	 B en
 p en	 b ed
 n ap	 r ed

Page 10

Page 10

POST READING ACTIVITY SET 5 BOOK 1

Consonant Ending







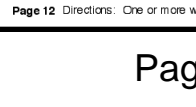
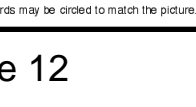
 he n	 Be n
 pe n	 be d
 na p	 re d

Page 11

Page 11

SET 5 BOOK 1 POST READING ACTIVITY

Circle Words to fit the Picture.


 nap Kim	 hen pen
 pen mat	 bed Ben
 hen Razz	 Ben map
 Kim Ben	 hen bed


Page 12 Directions: One or more words may be circled to match the picture.


Page 12


POST READING ACTIVITY SET 5 BOOK 1


Write the correct words by each picture.

red hen pen 

Ben 

Ben naps 

red hen 

Ben's bed 

~~red hen~~ ~~Ben naps~~ ~~Ben's bed~~
~~red hen pen~~ ~~Ben~~

Directions: Draw a line through the words you use. Page 13

Page 13