


The Sub



Short Vowel **ŭ**

Word Preview

<u>Vowel Sounds</u>	<u>Consonant Sounds</u>	<u>New Words</u>	
A a	pl_	dab	dud
I i		sob	hiss
O o		cog	plan
U u		rub	

VALUE:
IMAGINATION

Sounds and words for adventures in reading
SSS-sss-sss-ss

Teacher Dictation

1 i a o

2 u s d

3 dud hull up

4 sob cog hiss dab

5 Is the sub a dud?



Teacher says the sounds. Students write the letters as they say the words.

Teacher guides the students to write left to right--top to bottom.

For extra practice, additional student dictation pages may be copied.

Student Dictation

1 _____

2 _____

3 _____

4 _____

5 _____



Learning word families

b ~~c~~ d f g h j k l m n p q r s t v w x y z

ub

1 cub

2

3

4

5

6

Directions: Draw a line through the letters you use.

Word family check list

b c ~~ç~~ d f g h j k l m n p q r ~~ř~~ s ~~š~~ t v w x y z

ub

1 cub

2 hub

3 rub


4 sub

5 tub

6 dub

Directions: Go read the books.

Draw a picture from the story



A story by _____

Handwriting practice area consisting of 10 sets of primary-ruled lines. Each set includes a solid top line, a dashed midline, and a solid bottom line.


Directions: Have students write their names at the top of the page.
When the story is finished, have students circle the words they like best.

Connect words to the pictures


1 Kim is in the tub.



2 A sub is in the tub.



3 A man is in the tub.




4 The sub has a hiss.
S-s-ss-ss.




5 The sub man did sob.



Consonant Beginning




tub




ud



an



sull



og




hum

Consonant Ending




tu b




su



ma



hu




co




Ki

Circle Words to fit the Picture.




Max	Kim
tub	jug




Razz	Max
sub	tub




Hum-Bug	Kim
fox	man



hull	sub
bon-bon	box



rug	cog
tub	sub




jug	sub
Max	tub

Write the correct words by each picture.

Kim in tub




Blank handwriting lines.




Blank handwriting lines.



Blank handwriting lines.



Blank handwriting lines.








sub man	sub cog	Kim in tub
the sub		sub hull

Directions: Draw a line through the words you use.

Answer Key

POST READING ACTIVITY SET 4 BOOK 4

Connect words to the pictures





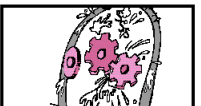

- 1 Kim is in the tub. 
- 2 A sub is in the tub. 
- 3 A man is in the tub. 
- 4 The sub has a hiss. S-s-ss-ss. 
- 5 The sub man did sob. 

Page 9

Page 9

SET 4 BOOK 4 POST READING ACTIVITY

Consonant Beginning





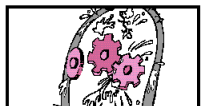

 tub	 sub
 man	 hull
 cog	 Kim

Page 10

Page 10

POST READING ACTIVITY SET 4 BOOK 4

Consonant Ending







 tub	 sub
 man	 hull
 cog	 Kim

Page 11

Page 11

SET 4 BOOK 4 POST READING ACTIVITY

Circle Words to fit the Picture.

 Max jug	 Razz sub
 Hum-Bug fox	 hull bon-bon
 rug tub	 jug Max


sub man
cog
sub
tub


Page 12 Directions: One or more words may be circled to match the picture.


Page 12


POST READING ACTIVITY SET 4 BOOK 4


Write the correct words by each picture.

Kim in tub 

sub hull 

sub man 

sub cog 

the sub 

~~sub man~~ ~~sub cog~~ ~~Kim in tub~~
~~the sub~~ ~~sub hull~~

Page 13 Directions: Draw a line through the words you use.

Page 13