

# Kim's Bug



Short Vowel ŭ

# Word Preview

<u>Vowel Sounds</u>	<u>Consonant Sounds</u>	<u>New Words</u>
A a		bug
I i		sub
O o		tub
U u		rug
		jug
		hum

VALUE:  
DISCOVERY

Sounds and words for adventures in reading  
Hum-Bug

# Teacher Dictation


1 u a i

2 o j b

3 oug hug rug

4 tub jug sub hum

5 A hum-oug tub.



Teacher says the sounds. Students write the letters as they say the words.

Teacher guides the students to write left to right-top to bottom.

For extra practice, additional student dictation pages may be copied.

# Student Dictation


1

2

3

4


5



# Learning word families

~~b~~ c d f g h j k l m n p q r s t v w x y z

\_\_\_\_\_ ug \_\_\_\_\_

1 

2 \_\_\_\_\_

3 \_\_\_\_\_

4 \_\_\_\_\_

5 \_\_\_\_\_

6 \_\_\_\_\_

Directions: Draw a line through the letters you use.

# Word family check list

b c d f g h j k l m n p q r s t v w x y z

ug

1 oug

2 dug

3 hug


4 jug

5 mug

6 rug

Directions: Go read the books.

# Draw a picture from the story



**A story by** \_\_\_\_\_


Handwriting practice area consisting of 10 sets of horizontal lines. Each set includes a solid top line, a dashed midline, and a solid bottom line.

Directions: Have students write their names at the top of the page.  
When the story is finished, have students circle the words they like best.




# Connect words to the pictures

1 a rug




2 a sub




3 a jug




4 a bug




5 a tub




# Consonant Beginning



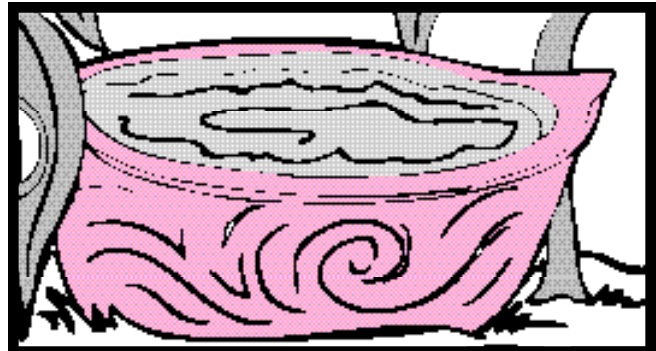
  rug




  ug




  ug



  ub




  ub




  um

# Consonant Ending



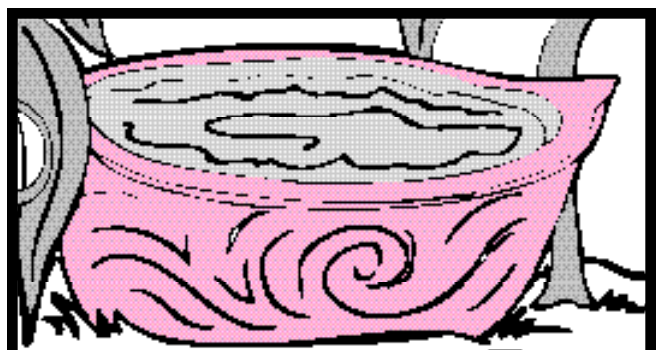
ru g




ju\_\_




bu\_\_



tu\_\_




su\_\_



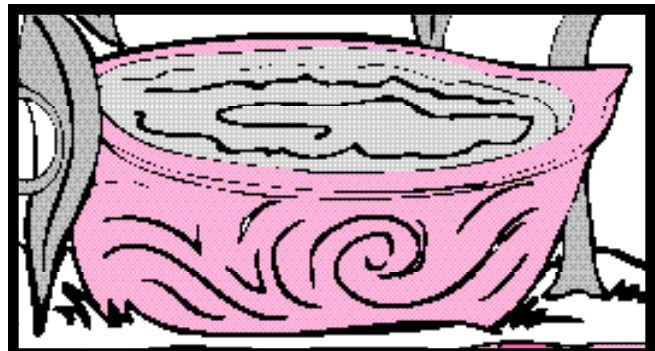
hu\_\_



# Circle Words to fit the Picture.




map	jug
hat	pit




tub	jug
bug	cat




rug	mat
bug	sub



Max	jug
Kim	rug



rug	bug
tub	sub



jug	tub
Hum-bug	sub


Write the correct words by each picture.

\_\_\_\_\_

\_\_\_\_\_

a jug

\_\_\_\_\_



\_\_\_\_\_

\_\_\_\_\_


\_\_\_\_\_



\_\_\_\_\_

\_\_\_\_\_


\_\_\_\_\_



\_\_\_\_\_

\_\_\_\_\_


\_\_\_\_\_



\_\_\_\_\_

\_\_\_\_\_

\_\_\_\_\_



a bug    a tub    a rug    a sub

~~a jug~~

Directions: Draw a line through the words you use.

# Answer Key

POST READING ACTIVITY SET 4 BOOK 1

### Connect words to the pictures

1 a rug

2 a sub

3 a jug

4 a bug

5 a tub

Page 9

Page 9

SET 4 BOOK 1 POST READING ACTIVITY

### Consonant Beginning

rug

jug

bug

tub

sub

hum

Page 10

Page 10

POST READING ACTIVITY SET 4 BOOK 1

### Consonant Ending

ru\_g

ju\_g

bu\_g

tu\_b

su\_b

hu\_m

Page 11

Page 11

SET 4 BOOK 1 POST READING ACTIVITY

### Circle Words to fit the Picture.

map hat jug pit tub bug jug cat

rug bug mat sub Max Kim jug rug

rug tub bug sub jug Hum-bug tub sub

Page 12 Directions: One or more words may be circled to match the picture.

Page 12

POST READING ACTIVITY SET 4 BOOK 1

### Write the correct words by each picture.

a jug

a tub

a bug

a sub

a rug

~~a bug~~ ~~a tub~~ ~~a rug~~ ~~a sub~~ ~~a jug~~

Directions: Draw a line through the words you use.

Page 13

Page 13