


# The Box Mix



Short Vowel **o**

# Word Preview

<u>Vowel Sounds</u>	<u>Consonant Sounds</u>	<u>New Words</u>
A a		Mom
I i		Dad
O o		got
		pom-pon
		rod
		for

VALUE:  
PLANNING

Sounds and words for adventures in reading  
O-oo-o-oo-oo  
pom-pon

# Teacher Dictation


1 a o i

2 x b d

3 Dad in has

4 box the is Kim

5 Max has a box.



Teacher says the sounds. Students write the letters as they say the words.

Teacher guides the students to write left to right--top to bottom.

For extra practice, additional student dictation pages may be copied.

# Student Dictation


1

2

3

4

5



# Learning word families

b ~~c~~ d f g h j k l m n p q r s t v w x y z

\_\_\_\_\_ od \_\_\_\_\_

1      c o d

2

3

4

5

6

Directions: Draw a line through the letters you use.

# Word family check list

b ~~c~~ d f g h j k l m ~~n~~ ~~p~~ q ~~r~~ ~~s~~ ~~t~~ v w x y z

od

1 cod

2 nod

3 pod


4 rod

5 soo

6 Too

Directions: Go read the books.

# Draw a picture from the story



**A story by** \_\_\_\_\_


Handwriting practice area consisting of 12 rows. Each row is defined by a solid top line, a dashed midline, and a solid bottom line.

Directions: Have students write their names at the top of the page.  
When the story is finished, have students circle the words they like best.




# Connect words to the pictures


1 Kim has a box.



2 Max has a box.




3 box in the hat




4 Max's box is for Dad.




5 the box mix




# Consonant Beginning



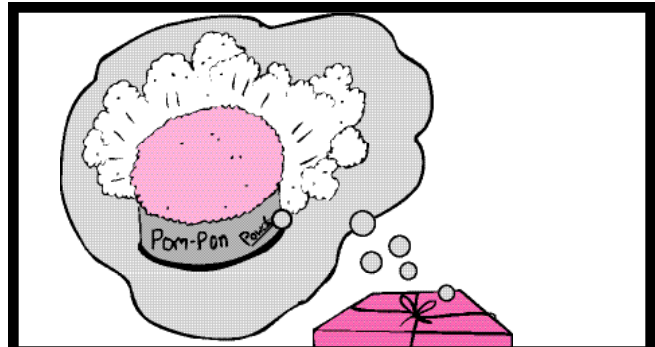
box



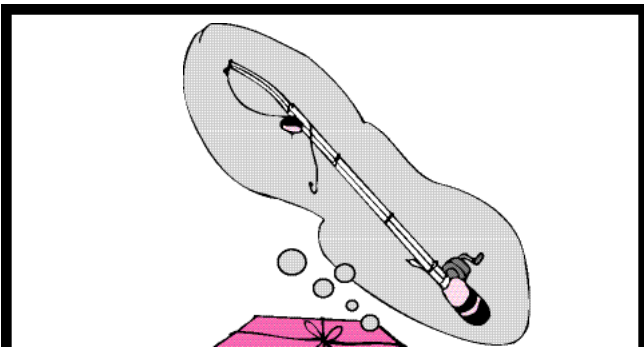
\_\_\_om



\_\_\_ad



\_\_\_om




\_\_\_od



\_\_\_ix


# Consonant Ending



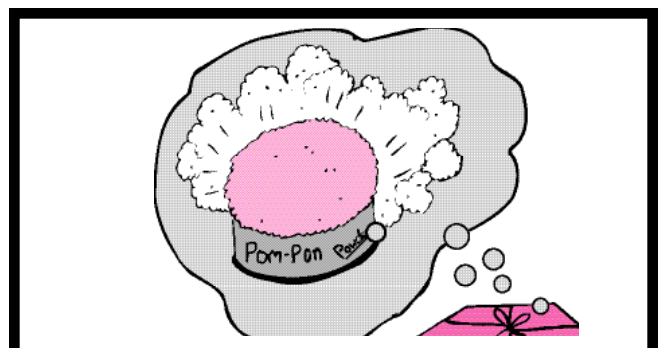
bo\_x



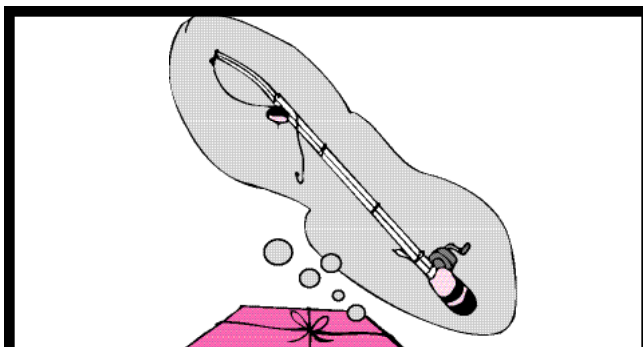
mo\_\_




da\_\_



po\_\_




ro\_\_




mi\_\_


# Circle Words to fit the Picture.




Max                      box  
 bon-bon                Kim



Max                      Kim  
 box                      Razz



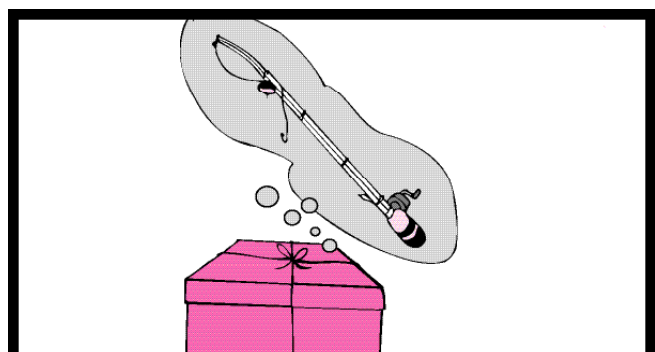
Mom                      bag  
 box                      Dad



hat                      box  
 Mom                      Dad




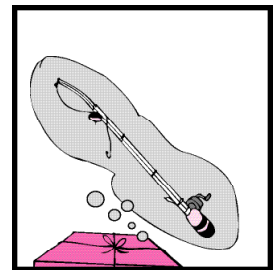


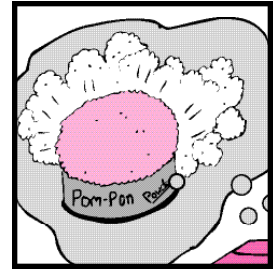
pom-pon                kit  
 Pip-Pip                box



hat                      mat  
 rod                      box

Write the correct words by each picture.

pom-pon



Max's box ~~pom-pon~~ bon-bon-box  
rod Kim's box

Directions: Draw a line through the words you use.

# Answer Key

POST READING ACTIVITY SET 3 BOOK 3

### Connect words to the pictures

- Kim has a box.
- Max has a box.
- box in the hat
- Max's box is for Dad.
- the box mix

Page 9

Page 9

SET 3 BOOK 3 POST READING ACTIVITY

### Consonant Beginning

 _ b ox	 _ m om
 _ d ad	 _ p om
 _ r od	 _ m ix

Page 10

Page 10

POST READING ACTIVITY SET 3 BOOK 3

### Consonant Ending

 bo _ x	 mo _ m
 da _ d	 po _ m
 ro _ d	 mi _ x

Page 11

Page 11

SET 3 BOOK 3 POST READING ACTIVITY

### Circle Words to fit the Picture.

 Max <u>box</u> Kim <u>bon-bon</u>	 <u>Max</u> Razz <u>box</u>
 <u>Mom</u> Dad <u>box</u>	 <u>hat</u> Mom <u>box</u> Dad
 <u>pom-pom</u> Pip-Pip <u>box</u>	 <u>hat</u> <u>rod</u> <u>mat</u> <u>box</u>

Page 12 Directions: One or more words may be circled to match the picture.

Page 12

POST READING ACTIVITY SET 3 BOOK 3

### Write the correct words by each picture.

<u>pom-pon</u>	
<u>Kim's box</u>	
<u>bon-bon-box</u>	
<u>rod</u>	
<u>Max's box</u>	

Max's box pom-pon bon-bon box  
-red- Kim's box

Directions: Draw a line through the words you use.

Page 13

Page 13