

Fizz Mix



Short Vowel *i*

Word Preview

<u>Vowel Sounds</u>	<u>Consonant Sounds</u>	<u>New Words</u>
A a	j	fix jam
	_zz	mix add
I i	_dd	sip fizz
		tip pill
		tad bad
		into

VALUE:
COOPERATION

Sounds and words for adventures in reading
Ram-Bam-Zam
fizz-mix-fizz
liik-liik

Teacher Dictation

1 J j i

2 a d z

3 jam fix fizz

4 add pill lip mix

5 Fizz mix fizz



Teacher says the sounds. Students write the letters as they say the words.

Teacher guides the students to write left to right--top to bottom.

For extra practice, additional student dictation pages may be copied.

Student Dictation


1

2

3

4

5



Learning word families

b c d ~~f~~ g h j k l m n p q r s t v w x y z

ix

1 fix

2

3

4

5

6

Directions: Draw a line through the letters you use.

Word family check list

b c d ~~f~~ g h j k l m ~~n~~ ~~p~~ q r ~~s~~ t v w x y z

ix

1 fix

2 mix

3 nix


4 six

5

6

Directions: Go read the books.

Draw a picture from the story




A story by _____

Handwriting practice area consisting of 10 sets of horizontal lines. Each set includes a solid top line, a dashed midline, and a solid bottom line.

Directions: Have students write their names at the top of the page.
When the story is finished, have students circle the words they like best.

Connect words to the pictures

1 Razz is on the rim. ———



2 A bag is in the pit.



3 Max has a hat in the bag.




4 Max and Kim sip the mix.




5 A fizz pill is in the bag.



Consonant Beginning



Razz



___ag



___ix



___ip



___izz




___am

Consonant Ending



Ra zz



ba ___



mi ___



si ___



fi ___



ja ___


Circle Words to fit the Picture.



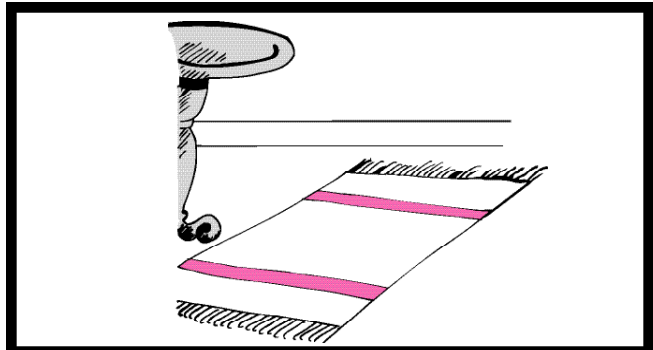
Kim	Max
Razz	pit



bag	cab
Max	mat




cab	cat
bag	hat



Max	mat
mix	Kim




pill	bag
cat	jam



cab	ran
fizz-pill	bag

Write the correct words by each picture.

fizz-mix








~~fizz-mix~~ bag sip Razz fizz-pill

Directions: Draw a line through the words you use.

Answer Key

POST READING ACTIVITY SET 2 BOOK 5

Connect words to the pictures







- Razz is on the rim. 
- A bag is in the pit. 
- Max has a hat in the bag. 
- Max and Kim sip the mix. 
- A fizz pill is in the bag. 

Page 9

Page 9

SET 2 BOOK 5 POST READING ACTIVITY

Consonant Beginning







 _Razz	 _b ag
 _m ix	 _s ip
 _f izz	 _j am

Page 10

Page 10

POST READING ACTIVITY SET 2 BOOK 5

Consonant Ending




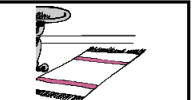


 Ra zz	 ba g_
 mi x_	 si p_
 fi zz_	 ja m_

Page 11

Page 11

SET 2 BOOK 5 POST READING ACTIVITY

Circle Words to fit the Picture.

 Kim <u>Razz</u> Max pit	 bag <u>Max</u> cab <u>mat</u>
 cab <u>bag</u> <u>cat</u> hat	 Max mix <u>mat</u> Kim
 <u>pill</u> <u>cat</u> bag jam	 <u>cab</u> fizz-pill ran bag

Page 12 Directions: One or more words may be circled to match the picture.

Page 12

POST READING ACTIVITY SET 2 BOOK 5

Write the correct words by each picture.

fizz-mix	
sip	
fizz-pill	
Razz	
bag	

fizz-mix -bag- sip- Razz- fizz-pill

Directions: Draw a line through the words you use.

Page 13

Page 13