


The Big Pit



Short Vowel *i*

Word Preview

<u>Vowel Sounds</u>	<u>Consonant Sounds</u>	<u>New Words</u>
A a I i		pits sits lid his (z)

VALUE:
COOPERATION

Sounds and words for adventures in reading

Teacher Dictation

1 k i m

2 o t d

3 hi si ti

4 sit tid gal Kim

5 Kim is a gal.



Teacher says the sounds. Students write the letters as they say the words.

Teacher guides the students to write left to right--top to bottom.

For extra practice, additional student dictation pages may be copied.

Student Dictation

1

2

3

4

5



Learning word families

~~b~~ c d f g h j k l m n p q r s t v w x y z

ig

1 oig

2

3

4

5

6

Directions: Draw a line through the letters you use.

Word family check list

b c d f g h j k l m n p q r s t v w x y z

ig

1 wig

2 big

3 dig


4 fig

5 jig

6 pig

Directions: Go read the books.

Draw a picture from the story



A story by _____

Handwriting practice area consisting of 12 sets of horizontal lines. Each set includes a solid top line, a dashed midline, and a solid bottom line.


Directions: Have students write their names at the top of the page.
When the story is finished, have students circle the words they like best.

Connect words to the pictures

1 Kim is a gal.



2 Max has a pal.




3 Kim has a kit




4 A map to the pit




5 Can Max fit a lid?



Consonant Beginning




 p al



 im




 it



 ap




 ig




 id

Consonant Ending




pal



Ki



ki



ma



di




li


Circle Words to fit the Picture.




Max lid




Kim **kit**




Razz Kim



dig **kit**






pit **Max**



hat **Kim**

Write the correct words by each picture.

big kit



Blank handwriting lines for practice, consisting of a solid top line, a dashed middle line, and a solid bottom line.


lid ~~big kit~~ a map Kim
Max and Kim


Directions: Draw a line through the words you use.


Answer Key


POST READING ACTIVITY SET 2 BOOK 3


Connect words to the pictures

1 Kim is a gal. 

2 Max has a pal. 

3 Kim has a kit 

4 A map to the pit 







5 Can Max fit a lid? 

Page 9

Page 9

SET 2 BOOK 3 POST READING ACTIVITY

Consonant Beginning







 _p al	 _K im
 _k it	 _m ap
 _d ig	 _l id

Page 10

Page 10

POST READING ACTIVITY SET 2 BOOK 3

Consonant Ending







 pa_l	 Ki_m
 ki_t	 ma_p
 di_g	 li_d

Page 11

Page 11

SET 2 BOOK 3 POST READING ACTIVITY

Circle Words to fit the Picture.






 (Max) lid	 Kim (kit)
 (Razz) Kim	 dig (kit)
 (pit) Max	 (hat) Kim

Page 12 Directions: One or more words may be circled to match the picture.

Page 12

POST READING ACTIVITY SET 2 BOOK 3

Write the correct words by each picture.

big kit	
Max and Kim	
Kim	
lid	
a map	

lid ~~big kit~~ a map Kim
Max and Kim

Directions: Draw a line through the words you use.

Page 13

Page 13