

# The Kit



Short Vowel *i*

# Word Preview

<u>Vowel Sounds</u>	<u>Consonant Sounds</u>	<u>New Words</u>
A a	_gs	bit a not of dig digs it

VALUE:  
WORK

Sounds and words for adventures in reading

# Teacher Dictation

1 i n s

2 f a t

3 fi Ki in

4 fit Kim is Max

5 Kim is in a kit



Teacher says the sounds. Students write the letters as they say the words.  
Teacher guides the students to write left to right--top to bottom.  
For extra practice, additional student dictation pages may be copied.

# Student Dictation

1 \_\_\_\_\_  
-----  
\_\_\_\_\_

2 \_\_\_\_\_  
-----  
\_\_\_\_\_

3 \_\_\_\_\_  
-----  
\_\_\_\_\_

4 \_\_\_\_\_  
-----  
\_\_\_\_\_

5 \_\_\_\_\_  
-----  
\_\_\_\_\_



# Learning word families

~~b~~ c d f g h j k l m n p q r s t v w x y z

\_\_\_\_\_it\_\_\_\_\_

1 

2 \_\_\_\_\_

3 \_\_\_\_\_

4 \_\_\_\_\_

5 \_\_\_\_\_

6 \_\_\_\_\_

Directions: Draw a line through the letters you use.

# Word family check list

b c d / f g h j k l m n p / q r s / t v w x y z

\_\_\_\_\_ it \_\_\_\_\_

1      o i t

2      f i t

3      h i t


4      k i t

5      p i t

6      s i t

Directions: Go read the books.

# Draw a picture from the story



**A story by** \_\_\_\_\_

Handwriting practice area consisting of 10 sets of horizontal lines. Each set includes a solid top line, a dashed midline, and a solid bottom line.

Directions: Have students write their names at the top of the page.  
When the story is finished, have students circle the words they like best.



# Connect words to the pictures

1 Kim has the kit




2 Kim sits in the kit




3 Kim is in the pit




4 big pit



5 The kit is big




# Consonant Beginning




   **K** im



       it



       it



       ig



       it




       im


# Consonant Ending




Ki m



ki \_\_\_\_\_



pi \_\_\_\_\_



bi \_\_\_\_\_



fi \_\_\_\_\_




Ki \_\_\_\_\_


# Circle Words to fit the Picture.



Max	Kim
Razz	map




pit	kit
Max	Kim




Kim	pit
Max	Razz



kit	pit
Kim	dig





Razz	map
pit	Kim



Kim	kit
Razz	hat

Write the correct words by each picture.

Kim has a kit



Blank handwriting lines for practice.

Blank handwriting lines for practice.

Blank handwriting lines for practice.

Blank handwriting lines for practice.






kit    ~~Kim has a kit~~    pit  
big kit    Kim in kit

Directions: Draw a line through the words you use.

# Answer Key

POST READING ACTIVITY SET 2 BOOK 2

### Connect words to the pictures







- 1 Kim has the kit 
- 2 Kim sits in the kit 
- 3 Kim is in the pit 
- 4 big pit 
- 5 The kit is big 

Page 9

Page 9

SET 2 BOOK 2 POST READING ACTIVITY

### Consonant Beginning







 _K im	 _k it
 _p it	 _b ig
 _f it	 _K im

Page 10

Page 10

POST READING ACTIVITY SET 2 BOOK 2

### Consonant Ending







 Ki_m	 ki_t
 pi_t	 bi_g
 fi_t	 Ki_m

Page 11

Page 11

SET 2 BOOK 2 POST READING ACTIVITY

### Circle Words to fit the Picture.


 (Max) Kim Razz map	 pit Max (kit) (Kim)
 Kim Max (pit) (Razz)	 (kit) Kim pit dig
 (Razz) map (pit) (Kim)	 Kim Razz (kit) (hat)


Page 12 Directions: One or more words may be circled to match the picture.


Page 12


POST READING ACTIVITY SET 2 BOOK 2


### Write the correct words by each picture.

Kim has a kit 

pit 

kit 

big kit 

Kim in kit 

~~kit~~ ~~Kim has a kit~~ ~~pit~~  
~~big kit~~ ~~Kim in kit~~

Directions: Draw a line through the words you use. Page 13

Page 13