

Kim



Short Vowel *i*

Word Preview

<u>Vowel Sounds</u>	<u>Consonant Sounds</u>	<u>New Words</u>
A a	k	Kim big
i		Kim's end
		kit
		fit

VALUE:
FRIENDSHIP

Sounds and words for adventures in reading

Teacher Dictation

1 k i I

2 m g o

3 im it ig

4 Big Kim pit kit

5 Dig and dig



Teacher says the sounds. Students write the letters as they say the words.

Teacher guides the students to write left to right--top to bottom.

For extra practice, additional student dictation pages may be copied.

Student Dictation

1

2

3

4

5



Learning word families

b c d f g ~~h~~ j k l m n p q r s t v w x y z

_____im_____

1 

2 _____

3 _____

4 _____

5 _____

6 _____

Directions: Draw a line through the letters you use.

Word family check list

b c ~~d~~ f g ~~h~~ j ~~k~~ l m n p q ~~r~~ s t ~~y~~ w x y z

im

1 dim

2 him

3 Kim


4 rim

5 vim

6

Directions: Go read the books.

Draw a picture from the story




A story by _____

Handwriting practice area consisting of 10 sets of horizontal lines. Each set includes a solid top line, a dashed midline, and a solid bottom line.

Directions: Have students write their names at the top of the page.
When the story is finished, have students circle the words they like best.

Connect words to the pictures

1 big kit




2 Kim in the kit



3 big pit



4 Kim and the kit




5 Kim in the pit




Consonant Beginning



Kim



___ig



___it



___ig



___it



___ig

Consonant Ending



Ki m



di



pi



bi




ki



di


Circle Words to fit the Picture.



Kim kit




kit pit



Razz Kim



Max kit





pit cat



Max Kim

Write the correct words by each picture.

Kim and kit



Blank handwriting lines for practice, consisting of a solid top line, a dashed middle line, and a solid bottom line.

Kim kit ~~Kim and kit~~ dig
Kim in kit

Directions: Draw a line through the words you use.

Answer Key

POST READING ACTIVITY SET 2 BOOK 1

Connect words to the pictures

1 big kit

2 Kim in the kit

3 big pit

4 Kim and the kit

5 Kim in the pit

Page 9

Page 9

SET 2 BOOK 1 POST READING ACTIVITY

Consonant Beginning

<u> </u> K im	<u> </u> d ig
<u> </u> p it	<u> </u> b ig
<u> </u> k it	<u> </u> d ig

Page 10

Page 10

POST READING ACTIVITY SET 2 BOOK 1

Consonant Ending

Ki <u> </u> m	di <u> </u> g
pi <u> </u> t	bi <u> </u> g
ki <u> </u> t	di <u> </u> g

Page 11

Page 11

SET 2 BOOK 1 POST READING ACTIVITY

Circle Words to fit the Picture.

(Kim) kit	kit (pit)
(Razz) Kim	(Max) kit
pit (cat)	(Max) Kim

Page 12 Directions: One or more words may be circled to match the picture.

Page 12

POST READING ACTIVITY SET 2 BOOK 1

Write the correct words by each picture.

Kim and kit	
Kim	
kit	
Kim and kit	
dig	
Kim kit Kim and kit dig	
Kim in kit	

Page 13 Directions: Draw a line through the words you use.

Page 13