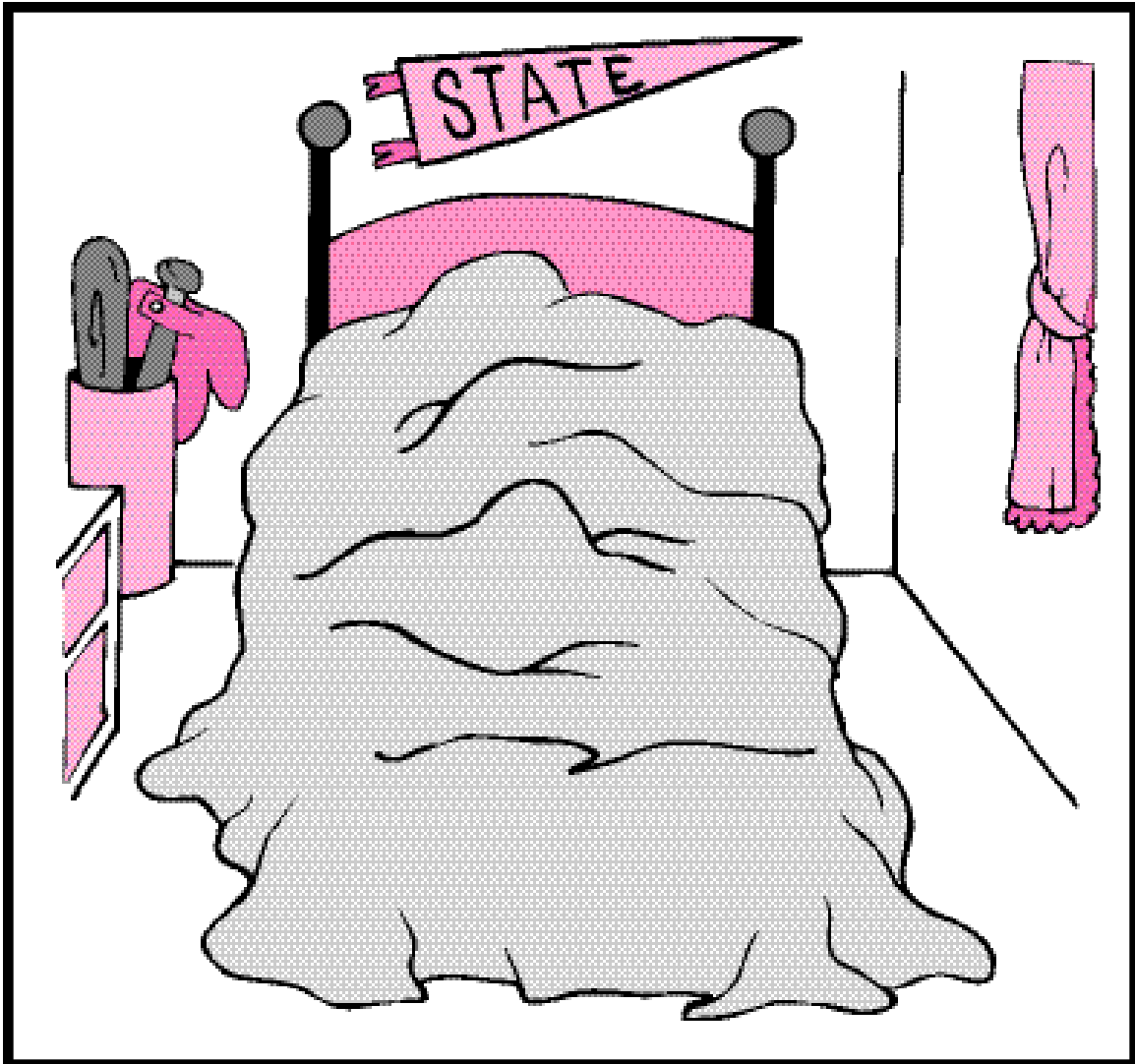


A Night to Celebrate



Hard and Soft
Cc and Gg

Word Preview

<u>Vowel Sounds</u>	<u>Consonant Sounds & Blends</u>	<u>New Words</u>		
A a	sw_	ace	ginger (soft g)	city
ai	br_	lace	gem	Cindy
ay	gr_	space	gym	Cindy's
E e	sp_	rice (soft c)	judge	cinnamon
ee	_er	nice	fudge	celebrate
ea	_ed	spice	Gerry	center
y	_igh	bride	aunt	ceramic
I i		sight	uncle	Cinderella
O o		right	car	because
U u	<u>Word Patterns:</u>	tonight	chat	announce
oo (groom)	"-all" (as in tall)	age	must	everyone
		wed	groom	gentleman
		sway	married	happy
				breeze

VALUE:

ACCOMPLISHMENTS

Sounds and words for adventures in reading

"soft c" words "soft g" words

"soft c" is "s" sound "soft g" is "j" sound

Teacher Dictation

1 city lace nice

2 tonight ginger gem

3 sight gentleman

4 celebrate married

5 Aunt Cindy will marry.



Teacher says the sounds. Students write the letters as they say the words.

Teacher guides the students to write left to right--top to bottom.

For extra practice, additional student dictation pages may be copied.

Student Dictation

1 _____

2 _____

3 _____

4 _____

5 _____



Learning word families

b c ~~d~~ f g h j k l m n p q r s t v w x y z

ice

1 dice

2

3

4

5

6

Directions: Draw a line through the letters you use.

Word family check list

b c ~~d~~ f g h j k l ~~m~~ ~~n~~ p q ~~r~~ ~~s~~ t ~~v~~ w x y z

ice

1 dice

2 mice

3 nice


4 slice

5 rice

6 vice

Directions: Go read the books.

Draw a picture from the story



A story by _____

Handwriting practice area consisting of 12 sets of primary-ruled lines. Each set includes a solid top line, a dashed midline, and a solid bottom line.


Directions: Have students write their names at the top of the page.
When the story is finished, have students circle the words they like best.

Connect words to the pictures

1 Neal looks at the calendar.



2 Aunt Cindy has a lace dress.



3 On the cake is a bride.



4 Neal and pals have rice.



5 Aunt Cindy will marry Hal.



Consonant Beginning



May



__ess



__ice



__edding



__indy



__ove

Consonant Ending



Ma y



dre ____




ric ____



wedd ____



Cind ____



lov ____

Circle Words to fit the Picture.




calendar May
Neal Max




dress lace
Cindy Ben




wedding cake
Cindy Nutmeg



rice Neal
Yours Razz





Cindy Neal
smile love



Hal love
Cindy Karen

Write the correct words by each picture.

dress



Blank handwriting lines for writing the words corresponding to the pictures.

Cindy Hal cake
~~dress~~ Neal

Directions: Draw a line through the words you use.

Answer Key

POST READING ACTIVITY SET 12 BOOK 1

Connect words to the pictures

- 1 Neal looks at the calendar.
- 2 Aunt Cindy has a lace dress.
- 3 On the cake is a bride.
- 4 Neal and pals have rice.
- 5 Aunt Cindy will marry Hal.

Page 9

Page 9

SET 12 BOOK 1 POST READING ACTIVITY

Consonant Beginning







 _M_ay	 dr_ess
 _r_ice	 _w_edding
 _C_indy	 _L_ove

Page 10

Page 10

POST READING ACTIVITY SET 12 BOOK 1

Consonant Ending

 Ma_y	 dre_ss_
 ric_e_	 wedd_ing_
 Cind_y_	 lov_e_

Page 11

Page 11

SET 12 BOOK 1 POST READING ACTIVITY

Circle Words to fit the Picture.

 calendar (Neal) May (Max)	 dress (Cindy) lace (Ben)
 wedding (Cindy) cake (Nutmeg)	 rice (Neal) Yours (Razz)
 Cindy (smile) Neal (love)	 Hal (Cindy) love (Karen)

Page 12 Directions: One or more words may be circled to match the picture.

Page 12

POST READING ACTIVITY SET 12 BOOK 1

Write the correct words by each picture.

dress

Neal

Hal

cake

Cindy

~~_Cindy_~~ ~~-Hat~~ ~~_cake_~~
~~-dress-~~ ~~-Neal-~~

Directions: Draw a line through the words you use.

Page 13

Page 13