

At the Fair



Phonics Review

Word Preview

<u>Vowel Sounds</u>	<u>Consonant Sounds & Blends</u>	<u>New Words</u>		
A a	bl_	pumpkins	jar	Maria's
ai	sh_	mama	(controlled r)	basket
ay	wh	papa	zoo	clay
E e	ff	Pablo	rainbow	green
ee	th_	some-	(silent w)	names
ea	_pp	thing	vase	apple
y	_bb	shapes	ribbon	mile
li	gg	Tuff-Enuff	paints	umm
ie	oo (zoo)	yummy	hippo	van
y	_est	cactus	taste	apples
O o	_ing	blue	Maria	give
U u		1 st (first)		prizes
ue				place

VALUE:

PREPARING AND FULFILLMENT

Sounds and words for adventures in reading

! Que bueno
("very good" in Spanish)

Teacher Dictation

1 fair jar zoo

2 ribbon apple hippo

3 cactus fair ribbon

4 vase clay blue basket

5 The vase had a ribbon.



Teacher says the sounds. Students write the letters as they say the words.

Teacher guides the students to write left to right--top to bottom.

For extra practice, additional student dictation pages may be copied.

Student Dictation

1

2

3

4

5



Learning word families

b c d ~~f~~ g h j k l m n p q r s t v w x y z

_____ ar _____

1 far

2 _____

3 _____

4 _____

5 _____

6 _____

Directions: Draw a line through the letters you use.

Word family check list

b c d f g h j k l m n p q r s t v w x y z

_____ ar _____

1 _____
far

2 _____
car

3 _____
jar


4 _____
tar

5 _____
star

6 _____
oar

Directions: Go read the books.

Draw a picture from the story



A story by _____

Handwriting practice area consisting of 10 sets of horizontal lines. Each set includes a solid top line, a dashed midline, and a solid bottom line.


Directions: Have students write their names at the top of the page.
When the story is finished, have students circle the words they like best.

Connect words to the pictures


1 Pablo's clay vase




2 Maria's apple pie




3 Pete makes a hippo.



4 Mike paints a jar.



5 The Grand Prize




Consonant Beginning



Papa




__ama



__ippo



__ibbon



__actus



__ize


Consonant Ending



Pap_a__




Mam__




hipp__



ribbo__



cactu__



priz__

Circle Words to fit the Picture.



clay vase
 Papa Pablo




Mama pie
 Maria apple



hippo Tuff-Enuff
 Pete paints



Mike-the-Tyke
 string red




ribbon man
 1st place pie



cactus Mike
 fair jar

Write the correct words by each picture.


Grand Prize



Blank handwriting lines for the first row.




Blank handwriting lines for the second row.



Blank handwriting lines for the third row.



Blank handwriting lines for the fourth row.



Tuff-Enuff vase cactus
apple pie ~~Grand Prize~~

Directions: Draw a line through the words you use.

Answer Key

POST READING ACTIVITY SET 11 BOOK 1

Connect words to the pictures

- 1 Pablo's clay vase
- 2 Maria's apple pie
- 3 Pete makes a hippo
- 4 Mike paints a jar.
- 5 The Grand Prize

Page 9

Page 9

SET 11 BOOK 1 POST READING ACTIVITY

Consonant Beginning

<u>P</u> apa	<u>M</u> ama
<u>h</u> ippo	<u>r</u> ibbon
<u>c</u> actus	<u>p</u> rize

Page 10

Page 10

POST READING ACTIVITY SET 11 BOOK 1

Consonant Ending

Pap <u>a</u>	Mam <u>a</u>
hipp <u>o</u>	ribbo <u>n</u>
cactu <u>s</u>	priz <u>e</u>

Page 11

Page 11

SET 11 BOOK 1 POST READING ACTIVITY

Circle Words to fit the Picture.

clay <u>Papa</u>	vase Pablo	<u>Mama</u>	pie apple
hippo <u>Pete</u>	<u>Tuff-Enuff</u>	<u>Mike-the-Tyke</u>	string <u>red</u>
ribbon 1st place	man <u>pie</u>	<u>cactus</u>	Mike fair <u>jar</u>

Page 12 Directions: One or more words may be circled to match the picture.

Page 12

POST READING ACTIVITY SET 11 BOOK 1

Write the correct words by each picture.

Grand Prize

pie

vase

cactus

Tuff Enuff

~~Tuff-Enuff~~ ~~vase~~ ~~cactus~~
~~apple pie~~ ~~Grand Prize~~

Directions: Draw a line through the words you use. Page 13

Page 13