


# Max the Grand



Consonant  
Blends

# Word Preview

<u>Vowel Sounds</u>	<u>Consonant Sounds &amp; Blends</u>	<u>New Words</u>	
A a ai ay	bl_	clap	slide
	cl_	flop	bluff
	fl_	prop	greet
E e ee ea y	pr_	blame	welcome
	sl_	treat	glad
	cr_	slips	grand
	gr_	slip	please
	sm_	smiles	asks
I i ie y	gl_		who
	pl_		
	_sks		
O o oe oa			
U u			

VALUE:  
FULFILLMENT

Sounds and words for adventures in reading

# Teacher Dictation

1 say tray clap

2 flip slip click

3 lock flop drop

4 rope plan slick smiles

5 It's a nifty trick.



Teacher says the sounds. Students write the letters as they say the words.

Teacher guides the students to write left to right--top to bottom.

For extra practice, additional student dictation pages may be copied.

# Student Dictation

1

2

3

4

5



# Learning word families

b c d f ~~g~~ h j k l m n p q r s t v w x y z

and

1 grand

2

3

4

5

6

Directions: Draw a line through the letters you use.

# Word family check list

b c d f g h j k l m n p q r s t v w x y z

and

1 grand

2 band

3 hand


4 land

5 sand

6 stand

Directions: Go read the books.

# Draw a picture from the story



**A story by** \_\_\_\_\_

Handwriting practice area consisting of 12 sets of horizontal lines. Each set includes a solid top line, a dashed midline, and a solid bottom line.

Directions: Have students write their names at the top of the page.  
When the story is finished, have students circle the words they like best.




# Connect words to the pictures

1 Kim greets the pals.




2 Max and Kim



3 Dad looks at the prop.




4 Kim is in the pit.



5 Hal and Pip-Pip come.




# Consonant Beginning




H al




\_\_elcome



\_\_and



\_\_op



\_\_ips



\_\_op


# Consonant Ending




Hal\_\_\_\_\_




welcome\_\_\_\_\_



Grane\_\_\_\_\_



drop\_\_\_\_\_



slips\_\_\_\_\_




prog\_\_\_\_\_

# Circle Words to fit the Picture.




Max-the-Grand  
prop                      bee




cane                      hat  
Max-the-Grand




Ben      Teena Lee  
welcome      pals



Pip-Pip                      Max  
Hal                              Kim






Pip-Pip                      Hal  
note                              pen



Boe E. Toad                      Kim  
hop-jig                              Max

# Write the correct words by each picture.

hop-jig



Kim                      Hal                      ~~hop-jig~~  
                                 Dad                      Pip-Pip

Directions: Draw a line through the words you use.



# Answer Key

POST READING ACTIVITY SET 10 BOOK 4

### Connect words to the pictures

- Kim greets the pals.
- Max and Kim.
- Dad looks at the prop.
- Kim is in the pit.
- Hal and Pip-Pip come.

Page 9

Page 9

SET 10 BOOK 4 POST READING ACTIVITY

### Consonant Beginning

Hal	welcome
Grand	drop
slips	prop

Page 10

Page 10

POST READING ACTIVITY SET 10 BOOK 4

### Consonant Ending

Hal	welcome
Grand	drop
slips	prop

Page 11

Page 11

SET 10 BOOK 4 POST READING ACTIVITY

### Circle Words to fit the Picture.

<del>Max-the-Grand</del> prop	cane hat <del>Max-the-Grand</del>
Ben & Teena Lee welcome	Pip-Pip Max Hal Kim
Pip-Pip note Hal pen	Bae E. Toad Kim hop-jig Max

Page 12 Directions: One or more words may be circled to match the picture.

Page 12

POST READING ACTIVITY SET 10 BOOK 4

### Write the correct words by each picture.

hop-jig	
Dad	
Kim	
Hal	
Pip-Pip	
<del>Kim</del> <del>Hal</del> <del>hop-jig</del> <del>Dad</del> <del>Pip-Pip</del>	

Page 13 Directions: Draw a line through the words you use.

Page 13