


The Neat Game



Consonant
Blends

Word Preview

<u>Vowel Sounds</u>	<u>Consonant Sounds & Blends</u>	<u>New Words</u>		
A a ai ay	gr_ tr_ pr_ sm_ dr_ bl_ gl_ st_ fr_ br_ _fty _rk	again drop groan drop frame try trick brag cried prime-time	can't used fits from met dry nifty grab smile	fix-it grip drag work fade words hate such
E e ee ea y				
I i ie y				
O o				
U u				

VALUE:

A GOOD PERFORMANCE

Sounds and words for adventures in reading

Teacher Dictation


1 ape ade game

2 tape ade frame

3 prime trick grip

4 can't dry try meet

5 The neat trick is grand



Teacher says the sounds. Students write the letters as they say the words.

Teacher guides the students to write left to right--top to bottom.

For extra practice, additional student dictation pages may be copied.

Student Dictation


1 _____

2 _____

3 _____

4 _____

5 _____



Learning word families

~~b~~ c d f g h j k l m n p q r s t v w x y z

eat

1 beat

2

3

4

5

6

Directions: Draw a line through the letters you use.

Word family check list

b c d f g h j k l m n p q r s t v w x y z

eat

1 beat

2 feat

3 heat


4 meat

5 neat

6 seat

Directions: Go read the books.

Draw a picture from the story




A story by _____

Handwriting practice area consisting of 12 sets of horizontal lines. Each set includes a solid top line, a dashed midline, and a solid bottom line, providing a guide for letter height and placement.

Directions: Have students write their names at the top of the page.
When the story is finished, have students circle the words they like best.

Connect words to the pictures

1 Ram-Bam-Zam !




2 A big box.




3 The frame fits the box.




4 The game drop.




5 TV



Consonant Beginning




fix



 ame




 ame



 it




 im




 ax

Consonant Ending




fi x__



fram__




gam__



pi __



Ki ____




Ma ____

Circle Words to fit the Picture.




frame **Kim**




Dad big box




Ram-Bam-Zam!
man



Toad TV






bee
The game drop



Max deep

Write the correct words by each picture.

Ram-Bam-Zam



Four sets of handwriting lines (top solid, middle dashed, bottom solid) for writing answers.

~~Ram-Bam-Zam~~ the game drop
the frame big box TV

Directions: Draw a line through the words you use.

Answer Key

POST READING ACTIVITY SET 10 BOOK 3

Connect words to the pictures

- Ram-Bam-Zam
- A big box.
- The frame fits the box.
- The game drop.
- TV

Page 9

Page 9

SET 10 BOOK 3 POST READING ACTIVITY

Consonant Beginning

 _fix	 fr_ame
 _game	 _p_it
 _K_im	 _M_ax

Page 10

Page 10

POST READING ACTIVITY SET 10 BOOK 3

Consonant Ending

 fi_x_	 fram_e_
 gam_e_	 pi_t_
 Ki_m_	 Ma_x_

Page 11

Page 11

SET 10 BOOK 3 POST READING ACTIVITY

Circle Words to fit the Picture.

 frame (Kim)	 Dad (big box)
 (Ram-Bam-Zam) man	 Toad (TV)
 bee (The game drop)	 (Max) deep

Page 12 Directions: One or more words may be circled to match the picture.

Page 12

POST READING ACTIVITY SET 10 BOOK 3

Write the correct words by each picture.

Ram-Bam-Zam
 the game drop
 big box
 TV
 the frame
~~Ram-Bam-Zam~~ ~~the game drop~~
~~the frame~~ ~~big box~~ ~~TV~~

Directions: Draw a line through the words you use. Page 13

Page 13