


Time to Ride



Long Vowel
Patterns

Word Preview

<u>Vowel Sounds</u>	<u>Consonant Sounds & Blends</u>	<u>New Words</u>
A a	_nch	gate
E e	th_	wades
ee	_nd	wind
ei		holes
I i		hills
O o		
oa		
U u		

VALUE:
RESPECT FOR FRIENDS AND ANIMALS

Sounds and words for adventures in reading

Teacher Dictation


1 ame ide ime

2 ope ole ate

3 ave wave gate

4 time ride wind wade

5 It is time to ride.



Teacher says the sounds. Students write the letters as they say the words.

Teacher guides the students to write left to right--top to bottom.

For extra practice, additional student dictation pages may be copied.

Student Dictation


1

2

3

4

5



Learning word families

b c d f g h j k l m n p q ~~r~~ s t v w x y z

ave

1 rave

2

3

4

5

6

Directions: Draw a line through the letters you use.

Word family check list

b c d f g h j k l m n p q r s t v w x y z

ave

1 rave

2 cave

3 wave


4 gave

5 pave

6 save

Directions: Go read the books.

Draw a picture from the story




A story by _____

Handwriting practice area consisting of 10 sets of primary-ruled lines. Each set includes a solid top line, a dashed midline, and a solid bottom line.


Directions: Have students write their names at the top of the page.
When the story is finished, have students circle the words they like best.

Connect words to the pictures


1 Nate has a pony to ride. Nate's pony is Big Red.




2 Nate has huge hats. Huge hats for the ride.




3 The pals ride to a lake on the ranch.




4 Jake likes the waves at the lake.




5 The hats in the lake have huge holes.



Consonant Beginning




ride



hope




hate



huge hat




hate




hade

Consonant Ending




rid_e



rop__




Nat__



hug__ ha__




gat__




wad__


Circle Words to fit the Picture.




Ben	Polka-Dot
Mom	Nate




Razz	rope
Hal	Nate



Ben	hats
rope	Hal



pony	ride
Big Red	Nate




Max	gate
Nate	Polka-Dot




wind	waves
Mom	hats

Write the correct words by each picture.


Polka-Dot




Blank handwriting lines for the first picture.




Blank handwriting lines for the second picture.



Blank handwriting lines for the third picture.



Blank handwriting lines for the fourth picture.



rope ~~Polka-Dot~~ Jake wades
waves on lake Polka-Dot at gate

Directions: Draw a line through the words you use.

Answer Key

POST READING ACTIVITY SET 8 BOOK 5

Connect words to the pictures



- Nate has a pony to ride. Nate's pony is Big Red.
- Nate has huge hats. Huge hats for the ride.
- The pals ride to a lake on the ranch.
- Jake likes the waves at the lake.
- The hats in the lake have huge holes.

Page 9

Page 9

SET 8 BOOK 5 POST READING ACTIVITY

Consonant Beginning

 r_ide	 r_ope
 _Nate	 _huge _hat
 _g_ate	 _w_ade

Page 10

Page 10

POST READING ACTIVITY SET 8 BOOK 5

Consonant Ending







 rid_e	 rop_e
 Nat_e	 hug_e hat
 gat_e	 wad_e

Page 11

Page 11

SET 8 BOOK 5 POST READING ACTIVITY

Circle Words to fit the Picture.


 Ben Mom <u>Polka-Dot</u> (Nate)	 Razz Hal <u>rope</u> (Nate)
 Ben rope <u>hats</u> (Hal)	 <u>pony</u> <u>ride</u> Big Red Nate
 <u>Max</u> (Nate) <u>gate</u> <u>Polka-Dot</u>	 wind Mom <u>waves</u> (hats)


Page 12 Directions: One or more words may be circled to match the picture.


Page 12


POST READING ACTIVITY SET 8 BOOK 5


Write the correct words by each picture.

Polka-Dot 

rope 

Jake wades 

Polka-Dot at gate 

waves on lake 

~~rope~~ ~~Polka-Dot~~ ~~Jake wades~~
~~waves on lake~~ ~~Polka-Dot at gate~~

Directions: Draw a line through the words you use.

Page 13

Page 13