


# Pete's Bike Ride



Long Vowels  
i and e

# Word Preview

<u>Vowel Sounds</u>	<u>Consonant Sounds &amp; Blends</u>	<u>New Words</u>		
A a ay	st_ sk_	five	wide	pie
E e ee ie	_es _ns _gs	bike	ride	tie
I i ie		hike	rides	ties
O o		fine	lime	store
U u		line	dime	yet
		nine	time	bun
		cuts	ask	all
		bite	Pete's	calls
		ripe	Eve	lemonade (compound)
		side	Eve's	

VALUE:  
TRUST

Sounds and words for adventures in reading

# Teacher Dictation


1 wide side kite

2 lime quick dime

3 nine ripe pie

4 ties line five bite

5 Dad likes lemonade.



Teacher says the sounds. Students write the letters as they say the words.

Teacher guides the students to write left to right--top to bottom.

For extra practice, additional student dictation pages may be copied.

# Student Dictation


1 \_\_\_\_\_  
-----  
\_\_\_\_\_

2 \_\_\_\_\_  
-----  
\_\_\_\_\_

3 \_\_\_\_\_  
-----  
\_\_\_\_\_

4 \_\_\_\_\_  
-----  
\_\_\_\_\_

5 \_\_\_\_\_  
-----  
\_\_\_\_\_



# Learning word families

Ⓟ c d f g h j k l m n p q r s t v w x y z

ike

1 ike

2

3

4

5

6

Directions: Draw a line through the letters you use.

# Word family check list

b c d f g h j k l m n p q r s t v w x y z

ike

1 oike

2 dike

3 hike


4 like

5 mike

6 pike

Directions: Go read the books.

# Draw a picture from the story



**A story by** \_\_\_\_\_


Handwriting practice area consisting of 12 sets of horizontal lines. Each set includes a solid top line, a dashed midline, and a solid bottom line.

Directions: Have students write their names at the top of the page.  
When the story is finished, have students circle the words they like best.




# Connect words to the pictures

1 Pete is a pal.



2 Pete has a kite.




3 Pete rides to Eve's store.



4 Pete is in Eve's store.




5 Mom makes a lime pie.




# Consonant Beginning




Pete



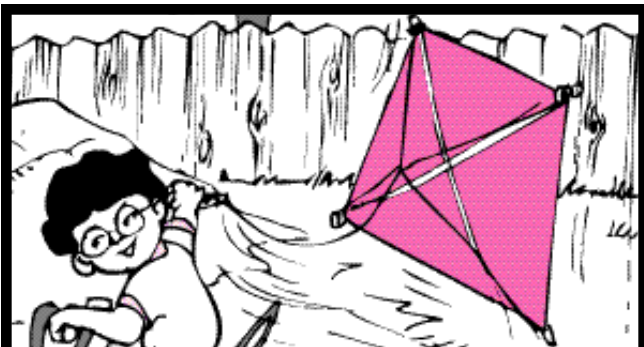
\_\_ike



\_\_imes



\_\_ve's



\_\_ite




\_\_ie

# Consonant Ending



Pet e



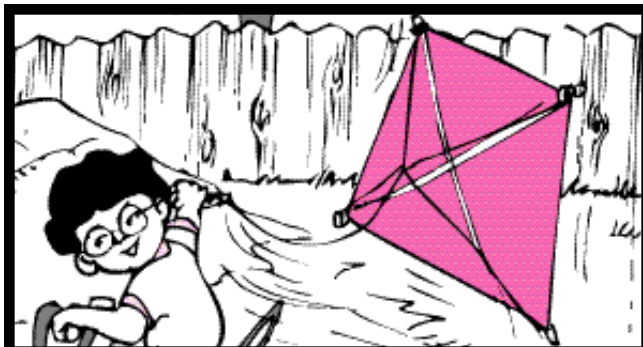
bik    



dime    



Eve    



kit    




pi

# Circle Words to fit the Picture.



Pete	Max
Ben	Kim




Pete	Razz
bike	Mom



Eve's	store
Pete	banana



lime	Pete
hot dog	store



Max	Pete
kite	bike




lime pie	nine
Pete	Dad

Write the correct words by each picture.

Eve's store



Blank handwriting lines for the first picture.




Blank handwriting lines for the second picture.



Blank handwriting lines for the third picture.



Blank handwriting lines for the fourth picture.



~~Eve's store~~      bike      Pete  
lime pie      lemonade

Directions: Draw a line through the words you use.

# Answer Key

POST READING ACTIVITY SET 7 BOOK 4

### Connect words to the pictures

- Pete is a pal.
- Pete has a kite.
- Pete rides to Eve's store.
- Pete is in Eve's store.
- Mom makes a lime pie.

Page 9

Page 9

SET 7 BOOK 4 POST READING ACTIVITY

### Consonant Beginning







 Pete	 bike
 dimes	 Eve's
 kite	 pie

Page 10

Page 10

POST READING ACTIVITY SET 7 BOOK 4

### Consonant Ending





 Pet_e	 bike_
 dime_s_	 Eve_'s
 kite_	 pie_

Page 11

Page 11

SET 7 BOOK 4 POST READING ACTIVITY

### Circle Words to fit the Picture.






 Pete Ben	 Max Kim
 Pete Razz	 Pete Mom
 Eve's Pete	 store hot dog Pete store
 Max kite	 Pete lime pie Pete Dad

Page 12 Directions: One or more words may be circled to match the picture.

Page 12

POST READING ACTIVITY SET 7 BOOK 4

### Write the correct words by each picture.

Eve's store	
lemonade	
lime pie	
Pete	
bike	

~~Eve's store~~ ~~bike~~ ~~Pete~~  
~~lime pie~~ ~~lemonade~~

Page 13 Directions: Draw a line through the words you use.

Page 13