


The Red Rock Dock



Short Vowel Review

Word Preview

<u>Vowel Sounds</u>	<u>Consonant Sounds</u>	<u>New Words</u>		
A a	_ff	with	jugs	Tuff-Tug's
E e	_lk	tug	cups	puff
	wh_	gas	dogs	buns
I i	pl_	help	pops	what
	_th	pals	deck	have
O o	_ns	logs	milk	
	_ps	them	nuts	
U u	_gs	bugs	Tuff-Tug	

VALUE:

PLANNING

Sounds and words for adventures in reading

Teacher Dictation


1 o e u

2 ck pl th

3 dock deck them

4 plan buff milk nuts

5 What is the plan?



Teacher says the sounds. Students write the letters as they say the words.

Teacher guides the students to write left to right--top to bottom.

For extra practice, additional student dictation pages may be copied.

Student Dictation


1

2

3

4

5



Learning word families

b c d f g h j k l m n p q r s t v w x y z

ock

1 cock

2

3

4

5

6

Directions: Draw a line through the letters you use.

Word family check list

b c d f g h j k l m n p q r s t v w x y z

ock

1 c o c k

2 d o c k

3 h o c k


4 l o c k

5 r o c k

6 s o c k

Directions: Go read the books.

Draw a picture from the story




A story by _____

Handwriting practice area consisting of 12 sets of horizontal lines. Each set includes a solid top line, a dashed midline, and a solid bottom line.

Directions: Have students write their names at the top of the page.
When the story is finished, have students circle the words they like best.

Connect words to the pictures

1 Ben is up. Ben is well.
Ben can have his
pals.




2 Kim's Dad has a tug.
It is a tug for fun.




The tug is at Red Rock
3 Dock. Mom, Dad and
Kim fix the tug.




4 Hal has his quiz box at
the dock.




5 Kim has a plan for the
pals. What is the plan?



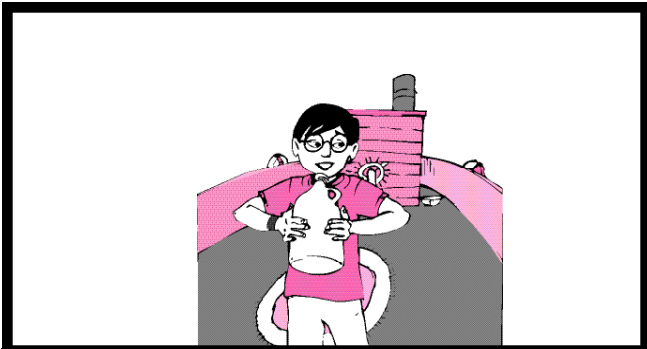
Consonant Beginning



dock




__eck




__uff



__ilk




__an




__ack

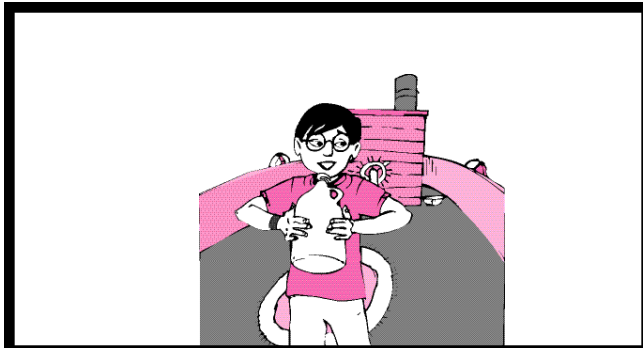
Consonant Ending



dock




de__




pu__



mil__




pla__




sa__


Circle Words to fit the Picture.



Ben Dad
Kim Mom



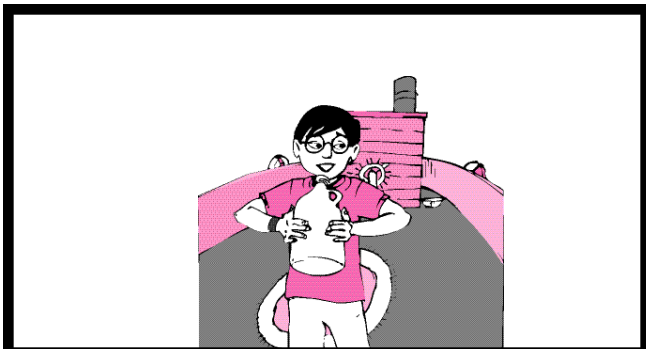
tug dock
mop gas



deck tug
tub gas



tug mop
dog rug




jug Bug
tug rug




Hum-Bugs nuts
milk hot dogs

Write the correct words by each picture.


Tuff-Tug




Blank handwriting lines.



Blank handwriting lines.



Blank handwriting lines.



Blank handwriting lines.



milk Tuff-Tug gas	Red Rock Dock Hum-Bugs
------------------------------------	---------------------------

Directions: Draw a line through the words you use.

Answer Key

POST READING ACTIVITY SET 6 BOOK 1

Connect words to the pictures

- Ben is up. Ben is well. Ben can have his pals.
- Kim's Dad has a tug. It is a tug for fun.
- The tug is at Red Rock Dock. Mom, Dad and Kim fix the tug.
- Hal has his quiz box at the dock.
- Kim has a plan for the pals. What is the plan?

Page 9

Page 9

SET 6 BOOK 1 POST READING ACTIVITY

Consonant Beginning

 d <u>o</u> ck	 d <u>e</u> ck
 p <u>u</u> ff	 m <u>i</u> lk
 p <u>l</u> an	 s <u>a</u> ck

Page 10

Page 10

POST READING ACTIVITY SET 6 BOOK 1

Consonant Ending

 doc <u>k</u>	 de <u>ck</u>
 pu <u>ff</u>	 mil <u>k</u>
 pla <u>n</u>	 sa <u>ck</u>

Page 11

Page 11

SET 6 BOOK 1 POST READING ACTIVITY

Circle Words to fit the Picture.

 Ben Kim	 Dad Mom	 tug mop	 dock gas
 deck tub	 tug gas	 tug dog	 mop rug
 jug tug	 Bug rug	 Hum-Bugs nuts milk hot dogs	

Page 12 Directions: One or more words may be circled to match the picture.

Page 12

POST READING ACTIVITY SET 6 BOOK 1

Write the correct words by each picture.

Tuff-Tug

Red Rock Dock

gas

Hum-Bugs

milk

~~milk~~ ~~Tuff Tug~~ ~~Red Rock Dock~~
~~gas~~ ~~Hum Bugs~~

Directions: Draw a line through the words you use. Page 13

Page 13