


Ben Will Get Well



Short Vowel e

Word Preview

<u>Vowel Sounds</u>	<u>Consonant Sounds</u>	<u>New Words</u>
A a		den let
E e		dull set
I i		picks him
O o		do
U u		

VALUE:
REWARDS OF FRIENDSHIP

Sounds and words for adventures in reading

Tap-tap-tap
Rap-rap-rap

Teacher Dictation

1 e E a

2 o i q

3 den hot pal

4 will yell dull fit

5 Ben had a vitamin.



Teacher says the sounds. Students write the letters as they say the words.

Teacher guides the students to write left to right--top to bottom.

For extra practice, additional student dictation pages may be copied.

Student Dictation

1

2

3

4

5

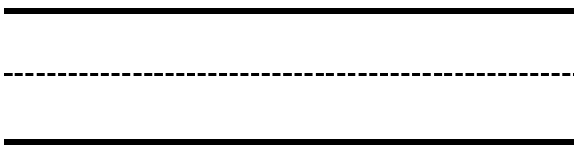


Learning word families


~~b~~ c d f g h j k l m n p q r s t v w x y z


_____ell_____


1 

2 

3 

4 

5 

6 

Directions: Draw a line through the letters you use.

Word family check list

~~b~~ ~~c~~ ~~d~~ ~~f~~ g h j k l m n p q r s ~~t~~ v ~~w~~ x ~~y~~ z

ell

1 bell

2 dell

3 fell


4 tell

5 well

6 yell

Directions: Go read the books.

Draw a picture from the story



A story by _____

Handwriting practice area consisting of 10 sets of primary-ruled lines. Each set includes a solid top line, a dashed midline, and a solid bottom line.


Directions: Have students write their names at the top of the page.
When the story is finished, have students circle the words they like best.

Connect words to the pictures

1 Hal is the TV man.




2 Get well Ben.



3 Mom ran to the den.



4 Mom did a hop-jig.



5 Max is on TV.




Consonant Beginning




B en




__ om



__ op



__ ax



__ ox



__ ell


Consonant Ending




Be n



Mo ____



ho ____



Ma ____



bo ____




we ____

Circle Words to fit the Picture.



Ben Mom
Hal TV



den Max
hop-jig Razz




Ben TV
Mom Kim



Ben vitamin
Kim Max







hat box
Kim Max



Mom TV
Hal Ben

Write the correct words by each picture.

get well Ben



Four sets of handwriting lines (top solid, middle dashed, bottom solid) for writing the words from the pictures.

Max on TV Hal hop-jig
~~get well Ben~~ Mom in den

Directions: Draw a line through the words you use.

Answer Key

POST READING ACTIVITY SET 5 BOOK 6

Connect words to the pictures

- Hal is the TV man.
- Get well Ben.
- Mom ran to the den.
- Mom did a hop-jig.
- Max is on TV.

Page 9

Page 9

SET 5 BOOK 6 POST READING ACTIVITY

Consonant Beginning

B <u>e</u> n	M <u>o</u> m
<u>h</u> op	M <u>a</u> x
<u>b</u> ox	<u>w</u> ell

Page 10

Page 10

POST READING ACTIVITY SET 5 BOOK 6

Consonant Ending

Be <u>n</u>	Mo <u>m</u>
ho <u>p</u>	Ma <u>x</u>
bo <u>x</u>	we <u>ll</u>

Page 11

Page 11

SET 5 BOOK 6 POST READING ACTIVITY

Circle Words to fit the Picture.

 Ben Hal Mom TV	 den hop-jig Max Razz
 Ben Mom TV Kim	 Ben Kim vitamin Max
 hat Kim box Max	 Mom Hal TV Ben

Page 12 Directions: One or more words may be circled to match the picture.

Page 12

POST READING ACTIVITY SET 5 BOOK 6

Write the correct words by each picture.

get well Ben

Max on TV

Hal

Mom in den

hop-jig

~~Max on TV~~ ~~Hal~~ ~~hop-jig~~
~~get well Ben~~ ~~Mom in den~~

Directions: Draw a line through the words you use. Page 13

Page 13