


Ben in Bed



Short Vowel **e**

Word Preview

<u>Vowel Sounds</u>	<u>Consonant Sounds</u>	<u>New Words</u>
A a	_cks	pad lick
E e	_ts	jot I
I i		quick you
O o		rock
U u		

VALUE:
PATIENCE

Sounds and words for adventures in reading

Eee-eee-k
dot-to-dot

Teacher Dictation

1 E e a

2 i o u

3 fan pad job

4 quick lock rock I

5 Ben is in bed.



Teacher says the sounds. Students write the letters as they say the words.

Teacher guides the students to write left to right--top to bottom.

For extra practice, additional student dictation pages may be copied.

Student Dictation

1

2

3

4

5



Learning word families

b c ~~d~~ f g h j k l m n p q r s t v w x y z

 eck

1 deck

2

3

4

5

6

Directions: Draw a line through the letters you use.

Word family check list

b c ~~d~~ f g h j k l m ~~n~~ ~~p~~ q r s t v w x y z

 eck

1 deck

2 neck

3 peck


4

5

6

Directions: Go read the books.

Draw a picture from the story



A story by _____

Handwriting practice area consisting of 10 sets of horizontal lines. Each set includes a solid top line, a dashed midline, and a solid bottom line, providing a guide for letter height and placement.


Directions: Have students write their names at the top of the page.
When the story is finished, have students circle the words they like best.

Connect words to the pictures

1 Ben naps.



2 Ben has a pop.




3 dot to dot




4 Mom has a pad and pen.




5 Ben has a pet rock.



Consonant Beginning




bed



__ox




__om



__op



__ad




__et


Consonant Ending




be d



bo__




mo__



po__




pa__



pe__

Circle Words to fit the Picture.




Mom Ben
Max bed



Ben rock
Pip-Pip box




cap pad
pen box



dots Ben
rock Mom



pop Ben
Mom Razz




nap Ben
hen bed

Write the correct words by each picture.


Ben had a nap



Blank handwriting lines for the first picture.



Blank handwriting lines for the second picture.



Blank handwriting lines for the third picture.



Blank handwriting lines for the fourth picture.








pad and pen dot to dot ~~Ben had a nap~~
Ben in Bed Ben had a pop

Directions: Draw a line through the words you use.

Answer Key

POST READING ACTIVITY SET 5 BOOK 5

Connect words to the pictures







- 1 Ben naps. 
- 2 Ben has a pop. 
- 3 dot to dot 
- 4 Mom has a pad and pen. 
- 5 Ben has a pet rock. 

Page 9

Page 9

SET 5 BOOK 5 POST READING ACTIVITY

Consonant Beginning







 b ed	 b ox
 m om	 p op
 p ad	 p et

Page 10

Page 10

POST READING ACTIVITY SET 5 BOOK 5

Consonant Ending

 be d	 bo x
 mo m	 po p
 pa d	 pe t

Page 11

Page 11

SET 5 BOOK 5 POST READING ACTIVITY

Circle Words to fit the Picture.


 Mom Max Ben bed	 Ben Pip-Pip rock box
 cap pen pad box	 dot's rock Ben Mom
 pop Mom Ben Razz	 nap hen Ben bed

Page 12 Directions: One or more words may be circled to match the picture.

Page 12


POST READING ACTIVITY SET 5 BOOK 5

Write the correct words by each picture.

Ben had a nap 

Ben in bed 

Ben had a pop 

dot to dot 

pad and pen 

~~pad and pen~~ ~~dot to dot~~ ~~Ben had a nap~~
~~Ben in bed~~ ~~Ben had a pop~~

Page 13 Directions: Draw a line through the words you use.

Page 13