

Hen Pox



Short Vowel e

Word Preview

<u>Vowel Sounds</u>	<u>Consonant Sounds</u>	<u>New Words</u>		
A a		as(z)	led	gag
E e		doc	jell	tell
I i		ill	sill	neck
O o		dots	fell	mess
U u		hill	sick	pox
		leg	well	are

VALUE:
HEALTH

Sounds and words for adventures in reading
vitamin

Teacher Dictation

1 o e i

2 h g |

3 leg ten pox

4 hill gag doc Ben

5 Ten dots fill his leg.



Teacher says the sounds. Students write the letters as they say the words.

Teacher guides the students to write left to right--top to bottom.

For extra practice, additional student dictation pages may be copied.

Student Dictation

1

2

3

4

5



Learning word families

bcdfghjklmnpqrstvwxyz

eg

1 eg

2

3

4

5

6

Directions: Draw a line through the letters you use.

Word family check list

~~b~~ c d f g h j ~~k~~ l m n ~~p~~ q r s t v w x y z

eg

1 oeg

2 keg

3 leg


4 peg

5

6

Directions: Go read the books.

Draw a picture from the story



A story by _____

Handwriting practice area consisting of 10 sets of primary-ruled lines. Each set includes a solid top line, a dashed midline, and a solid bottom line.

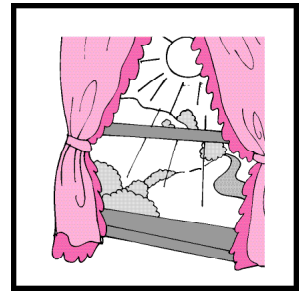
Directions: Have students write their names at the top of the page.
When the story is finished, have students circle the words they like best.

Connect words to the pictures


1 The sun is on the sill.



2 Ben is a mess.



3 Mom tucks Ben in bed.



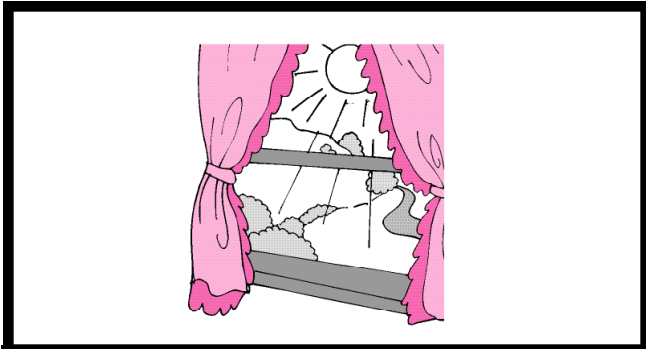
4 Ben has a vitamin.




5 Ben is sad.



Consonant Beginning




 s ill



 ed




 ad



 itamin

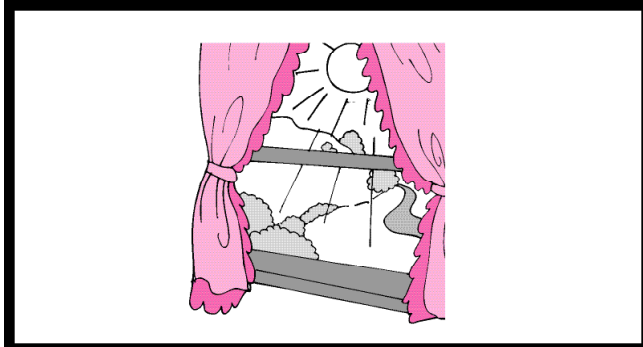


 ots




 eck

Consonant Ending




si ll




be




sa



vitami




do




ne

Circle Words to fit the Picture.



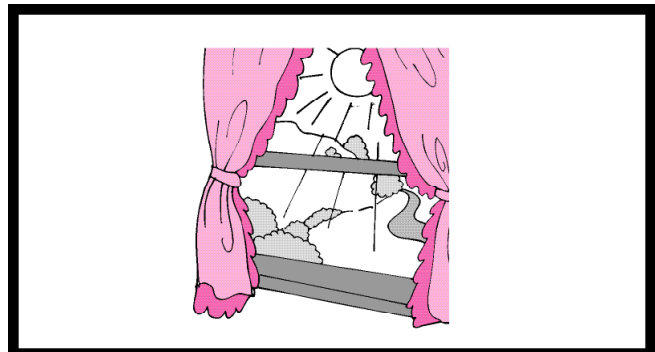
Razz Ben
 hen bed



hen pox
 neck hen




Razz bed
 Max Ben



sill Ben
 sun pen




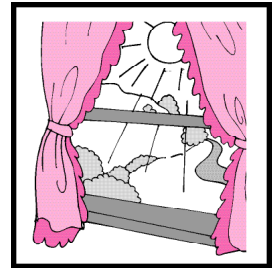

map bed
 Ben sad



Mom Ben
 vitamin Max

Write the correct words by each picture.

Ben has a vitamin.



Blank handwriting lines.

Blank handwriting lines.

Blank handwriting lines.

Blank handwriting lines.

sun on the sill Ben is a mess Ben is sad
Ben in Bed ~~Ben has a vitamin~~

Directions: Draw a line through the words you use.

Answer Key

POST READING ACTIVITY SET 5 BOOK 4

Connect words to the pictures

- The sun is on the sill.
- Ben is a mess.
- Mom tucks Ben in bed.
- Ben has a vitamin.
- Ben is sad.

Page 9

Page 9

SET 5 BOOK 4 POST READING ACTIVITY

Consonant Beginning

<u>s</u> ill	<u>b</u> ed
<u>s</u> ad	<u>v</u> itamin
<u>d</u> ots	<u>n</u> eck

Page 10

Page 10

POST READING ACTIVITY SET 5 BOOK 4

Consonant Ending

si <u>ll</u>	be <u>d</u>
sa <u>d</u>	vitami <u>n</u>
do <u>ts</u>	ne <u>ck</u>

Page 11

Page 11

SET 5 BOOK 4 POST READING ACTIVITY

Circle Words to fit the Picture.

Razz hen	<u>Ben</u> <u>bed</u> hen hen <u>neck</u> <u>pox</u> hen
Razz Max	<u>bed</u> <u>sill</u> Ben <u>Ben</u> <u>sun</u> pen
<u>map</u> <u>Ben</u>	<u>bed</u> <u>Mom</u> <u>Ben</u> <u>sad</u> <u>vitamin</u> <u>Max</u>

Page 12 Directions: One or more words may be circled to match the picture.

Page 12

POST READING ACTIVITY SET 5 BOOK 4

Write the correct words by each picture.

Ben has a vitamin.

Ben is a mess.

sun on the sill.

Ben in bed.

Ben is sad.

~~sun on the sill~~ ~~Ben is a mess~~ ~~Ben is sad~~
~~Ben in bed~~ ~~Ben has a vitamin~~

Directions: Draw a line through the words you use. Page 13

Page 13