

# The Tub



Short Vowel **ü**

# Word Preview

<u>Vowel Sounds</u>	<u>Consonant Sounds</u>	<u>New Words</u>
A a	y	pin buff
I i	_ll	dot lots
O o	_ff	map or
U u	_zz	sun tag
	_ss	at mom
		get yell
		hug

VALUE:  
WORK

Sounds and words for adventures in reading  
OK

# Teacher Dictation

1 i o u

2 a k c

3 buff fuss yell

4 mop hug bog RID

5 Kim will buff the tub.



Teacher says the sounds. Students write the letters as they say the words.

Teacher guides the students to write left to right--top to bottom.

For extra practice, additional student dictation pages may be copied.

# Student Dictation

1 \_\_\_\_\_  
-----  
\_\_\_\_\_

2 \_\_\_\_\_  
-----  
\_\_\_\_\_

3 \_\_\_\_\_  
-----  
\_\_\_\_\_

4 \_\_\_\_\_  
-----  
\_\_\_\_\_

5 \_\_\_\_\_  
-----  
\_\_\_\_\_



# Learning word families

∅ c d f g h j k l m n p q r s t v w x y z

uff

1 ouff

2

3

4

5

6

Directions: Draw a line through the letters you use.

# Word family check list

~~b~~ ~~c~~ d f g ~~h~~ j k l ~~m~~ n ~~p~~ q r s t v w x y z

uff

1 ouff

2 cuff

3 huff


4 muff

5 puff

6

Directions: Go read the books.

# Draw a picture from the story



**A story by** \_\_\_\_\_

Handwriting practice area consisting of 10 sets of horizontal lines. Each set includes a solid top line, a dashed midline, and a solid bottom line.

Directions: Have students write their names at the top of the page.  
When the story is finished, have students circle the words they like best.



# Connect words to the pictures


1 Kim has a rag.



2 Kim is a Whiz-Kid.



3 Buff the tub.



4 Tag on the tub.




5 The mud dud tub.



# Consonant Beginning




buzz




\_\_ub



\_\_ag



\_\_ID



\_\_ub




\_\_ag

# Consonant Ending




bu zz




tu\_\_



ra\_\_



RI\_\_



tu\_\_




ta\_\_

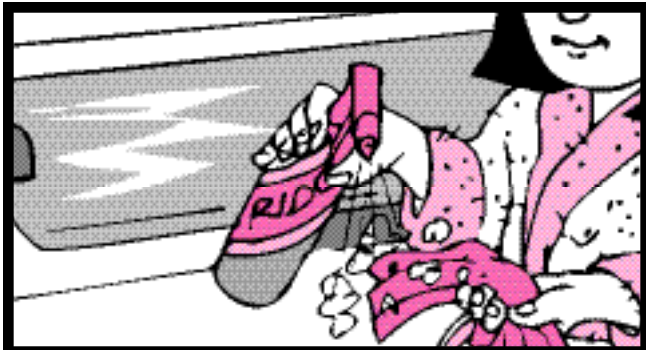
# Circle Words to fit the Picture.



mom                      Kim  
 rag                      RID



Kim                      man  
 Whiz-Kid              cat




RID                      Kim  
 Max                      tub



buff                      Mom  
 Kim                      Dad



rug                      rag  
 tub                      Kim




Mom                      tag  
 Max                      tub

# Write the correct words by each picture.

buff the tub




\_\_\_\_\_



\_\_\_\_\_



\_\_\_\_\_



\_\_\_\_\_



Whiz-Kid	Kim has rag	tag on tub
<del>buff the tub</del>		mud dud tub

Directions: Draw a line through the words you use.

# Answer Key

POST READING ACTIVITY SET 4 BOOK 6

### Connect words to the pictures

- 1 Kim has a rag.
- 2 Kim is a Whiz-Kid.
- 3 Buff the tub.
- 4 Tag on the tub.
- 5 The mud dud tub.

Page 9

Page 9

SET 4 BOOK 6 POST READING ACTIVITY

### Consonant Beginning

b <u>u</u> zz	<u>t</u> ub
<u>r</u> ag	R <u>I</u> D
<u>t</u> ub	<u>t</u> ag

Page 10

Page 10

POST READING ACTIVITY SET 4 BOOK 6

### Consonant Ending

bu <u>z</u> z	tu <u>b</u>
ra <u>g</u>	RI <u>D</u>
tu <u>b</u>	ta <u>g</u>

Page 11

Page 11

SET 4 BOOK 6 POST READING ACTIVITY

### Circle Words to fit the Picture.

 mom rag Kim RID	 Kim Whiz-Kid man cat
 RID Max Kim tub	 buff Kim Mom Dad
 rug tub rag Kim	 Mom Max tag tub

Page 12 Directions: One or more words may be circled to match the picture.

Page 12

POST READING ACTIVITY SET 4 BOOK 6

### Write the correct words by each picture.

buff the tub

tag on tub

Kim has rag

Whiz-Kid

mud dud tub

~~Whiz-Kid~~ ~~Kim has rag~~ ~~tag on tub~~  
~~buff the tub~~ ~~mud dud tub~~

Directions: Draw a line through the words you use. Page 13

Page 13