

The Whiz Kid



Short Vowel **u**

Word Preview

<u>Vowel Sounds</u>	<u>Consonant Sounds</u>	<u>New Words</u>
A a	wh_	Whiz-Kid jab
I i	_nn	dock rag
O o	p_l	tuck tub
U u		

VALUE:
ROLE MODELS

Sounds and words for adventures in reading

Teacher Dictation

1 u a o

2 i w z

3 Whiz Kid tuck

4 dock rip rag pull

5 Sum-tum-tum



Teacher says the sounds. Students write the letters as they say the words.

Teacher guides the students to write left to right--top to bottom.

For extra practice, additional student dictation pages may be copied.

Student Dictation

1 _____

2 _____

3 _____

4 _____

5 _____



Learning word families

~~b~~ c d f g h j k l m n p q r s t v w x y z

_____ ut _____

1 out

2

3

4

5

6

Directions: Draw a line through the letters you use.

Word family check list

~~b~~ ~~c~~ d f g ~~h~~ j ~~k~~ l m ~~n~~ p q ~~r~~ s t v w x y z

ut

1 out

2 cut

3 hut


4 nut

5 rut

6 jut

Directions: Go read the books.

Draw a picture from the story




A story by _____

Handwriting practice area consisting of 10 sets of primary-ruled lines. Each set includes a solid top line, a dashed midline, and a solid bottom line.

Directions: Have students write their names at the top of the page.
When the story is finished, have students circle the words they like best.

Connect words to the pictures

1 The sub has a bad cog.




2 Kim is a Whiz-Kid.




3 The sub zips.




4 A man is in the sub.




5 A fizz pill is in the rag.



Consonant Beginning



m an




__ ill




__ og



__ hiz




__ ip




__ ub


Consonant Ending




ma_n




pi__




co__



Whi__




zi__




su__


Circle Words to fit the Picture.




Max	Razz
sub man	Kim



dog	cog
hog	fox



cog	Kim
Whiz-Kid	sub



bag	rag
sag	cab








fizz-pill	Razz
Whiz-Kid	Kim



Buzz	sub
tub	Kim

Write the correct words by each picture.

Whiz-Kid



Four sets of handwriting lines (top, dashed middle, bottom) for writing answers.

Whiz-Kid	fizz-pill	Kim
sub	sub man	

Directions: Draw a line through the words you use.

Answer Key

POST READING ACTIVITY SET 4 BOOK 5

Connect words to the pictures

- The sub has a bad cog.
- Kim is a Whiz-Kid.
- The sub zips.
- A man is in the sub.
- A fizz pill is in the rag.

Page 9

Page 9

SET 4 BOOK 5 POST READING ACTIVITY

Consonant Beginning

<u>m</u> an	<u>p</u> ill
<u>c</u> og	<u>W</u> hiz
<u>z</u> ip	<u>s</u> ub

Page 10

Page 10

POST READING ACTIVITY SET 4 BOOK 5

Consonant Ending

ma <u>n</u>	pi <u>ll</u>
co <u>g</u>	Whi <u>z</u>
zi <u>p</u>	su <u>b</u>

Page 11

Page 11

SET 4 BOOK 5 POST READING ACTIVITY

Circle Words to fit the Picture.

Max <u>sub</u> man	Razz Kim
cog Whiz-Kid	Kim <u>sub</u>
fizz-pill <u>Whiz-Kid</u>	Razz Kim
Buzz <u>tub</u>	<u>sub</u> Kim

Page 12 Directions: One or more words may be circled to match the picture.

Page 12

POST READING ACTIVITY SET 4 BOOK 5

Write the correct words by each picture.

Whiz-Kid

Kim

fizz-pill

sub man

sub

~~Whiz-Kid~~ ~~fizz-pill~~ ~~Kim~~
~~sub~~ ~~sub man~~

Directions: Draw a line through the words you use.

Page 13

Page 13