


Max's Hum-Bug



Short Vowel ŭ

Word Preview

<u>Vowel Sounds</u>	<u>Consonant Sounds</u>	<u>New Words</u>
A a		fun mug
I i		
O o		
U u		

VALUE:
ENJOYMENT

Sounds and words for adventures in reading

Rub-a-dub-dub
Rub-rub-rub and
rub-a-dub-dub

Teacher Dictation


1 a i o

2 u b d

3 fun bug rub

4 hum sub dub mug

5 Rub-a-dub-dub



Teacher says the sounds. Students write the letters as they say the words.

Teacher guides the students to write left to right--top to bottom.

For extra practice, additional student dictation pages may be copied.

Student Dictation


1

2

3

4

5



Learning word families

~~b~~ c d f g h j k l m n p q r s t v w x y z

_____ un _____

1 _____ bun _____

2 _____

3 _____

4 _____

5 _____

6 _____

Directions: Draw a line through the letters you use.

Word family check list

b c d ~~f~~ ~~g~~ h j k l m n p q ~~r~~ ~~s~~ t v w x y z

un

1

bun

2

fun

3

gun

4

run

5


sun

6

nun

Directions: Go read the books.

Draw a picture from the story




A story by _____

Handwriting practice area consisting of 10 sets of primary-ruled lines. Each set includes a solid top line, a dashed midline, and a solid bottom line.


Directions: Have students write their names at the top of the page.
When the story is finished, have students circle the words they like best.

Connect words to the pictures


1 A Hum-Bug




2 A big Hum-Bug




3 A Hum-Bug in a jug




4 A Hum-Bug in a sub




5 A Hum-Bug in a tub




Consonant Beginning




H um




__ ug




__ ug



__ ug




__ ub




__ ub


Consonant Ending




Hu m




Bu___




ju___



ru___




su___




tu___


Circle Words to fit the Picture.




bug sug
jug tub




rug sub
bug cat




jug rug
mug bug



Kim tub
Razz sub








hat jug
bug sub



tub mug
rug jug

Write the correct words by each picture.

Hum-Bug in sub



Blank handwriting lines for the first picture.

Blank handwriting lines for the second picture.

Blank handwriting lines for the third picture.

Blank handwriting lines for the fourth picture.


big Hum-Bug Hum-Bug in jug Hum-Bug
~~Hum-Bug in sub~~ Hum-Bug on rug


Directions: Draw a line through the words you use.


Answer Key


POST READING ACTIVITY SET 4 BOOK 2


Connect words to the pictures

1 A Hum-Bug 

2 A big Hum-Bug 

3 A Hum-Bug in a jug 

4 A Hum-Bug in a sub 







5 A Hum-Bug in a tub 

Page 9

Page 9

SET 4 BOOK 2 POST READING ACTIVITY

Consonant Beginning







	
Hum	b ug
	
j ug	r ug
	
s ub	t ub

Page 10

Page 10

POST READING ACTIVITY SET 4 BOOK 2

Consonant Ending







	
Hu m	Bu g
	
ju g	ru g
	
su b	tu b

Page 11

Page 11

SET 4 BOOK 2 POST READING ACTIVITY

Circle Words to fit the Picture.


	
(bug) sug (jug) tub	rug bug (sub) cat
	
jug mug (rug) bug	Kim Razz tub sub
	
hat (bug) jug sub	tub rug mug (jug)


Page 12 Directions: One or more words may be circled to match the picture.


Page 12


POST READING ACTIVITY SET 4 BOOK 2


Write the correct words by each picture.

Hum-Bug in sub 

Hum-Bug on rug 

big Hum-Bug 

Hum-Bug 

Hum-Bug in jug 

big Hum-Bug Hum-Bug in jug Hum-Bug
~~Hum-Bug in sub~~ Hum-Bug on rug

Directions: Draw a line through the words you use. Page 13

Page 13