


Mom and Dad Hop-Jig



Short Vowel **o**

Word Preview

<u>Vowel Sounds</u>	<u>Consonant Sounds</u>	<u>New Words</u>
A a	_zz	hop-jig did
I i		
O o		

VALUE:
RESPECT

Sounds and words for adventures in reading
Razz-Ma-Tazz

Teacher Dictation


1 o i a

2 h p j

3 hop jig Razz

4 Tazz mom dad box

5 Razz-Ma-Tazz



Teacher says the sounds. Students write the letters as they say the words.

Teacher guides the students to write left to right--top to bottom.

For extra practice, additional student dictation pages may be copied.

Student Dictation

1

2

3

4

5



Learning word families

b ~~c~~ d f g h j k l m n p q r s t v w x y z

_____op_____

1 _____cop_____

2 _____

3 _____

4 _____

5 _____

6 _____

Directions: Draw a line through the letters you use.

Word family check list

b ~~c~~ d f g h ~~j~~ k l m ~~n~~ p ~~q~~ r ~~s~~ ~~t~~ v w x y z

op

1 cop

2 hop

3 mop


4 pop

5 sop

6 top

Directions: Go read the books.

Draw a picture from the story



A story by _____

Handwriting practice area consisting of 10 sets of primary-ruled lines. Each set includes a solid top line, a dashed midline, and a solid bottom line.

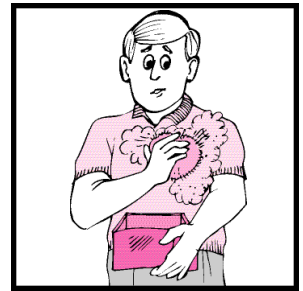
Directions: Have students write their names at the top of the page.
When the story is finished, have students circle the words they like best.

Connect words to the pictures

1 Kim's bag had the pom-pon.




2 Dad has the pom-pon.



3 Can Max and Kim fix the box mix?




4 Mom has the rod.




5 Mom, Dad, Kim and Max did a hop-jig.




Consonant Beginning




b ag



___ og



___ ox



___ od




___ ig




___ ax


Consonant Ending




ba_g_



lo__



bo__



ro__




ji__



Ma__


Circle Words to fit the Picture.




Kim
pom-pon
box
bag




Dad
pom-pon
Mom
Max




Kim
hat
Razz
Max



Dad
rod
Razz
Mom





box
Mom
Kim
cat



Mom
Kim
Dad
Max

Write the correct words by each picture.

Mom hop-jigs.



Four sets of handwriting lines (top solid, middle dashed, bottom solid) for writing answers.






big box rod pom-pon
~~Mom hop-jigs~~ hop-jig

Directions: Draw a line through the words you use.

Answer Key

POST READING ACTIVITY SET 3 BOOK 4

Connect words to the pictures







- Kim's bag had the pom-pon. 
- Dad has the pom-pon. 
- Can Max and Kim fix the box mix? 
- Mom has the rod. 
- Mom, Dad, Kim and Max did a hop-jig. 

Page 9

Page 9

SET 3 BOOK 4 POST READING ACTIVITY

Consonant Beginning







 b ag	 _ lo g
 b o x	 _ r o d
 j i g	 M a x

Page 10

Page 10

POST READING ACTIVITY SET 3 BOOK 4

Consonant Ending







 ba _ g	 lo _ g
 bo _ x	 ro _ d
 ji _ g	 Ma _ x

Page 11

Page 11

SET 3 BOOK 4 POST READING ACTIVITY

Circle Words to fit the Picture.


 (Kim) (box) (pom-pon) (bag)	 Dad (Mom) (pom-pon) Max
 Kim (Razz) hat (Max)	 (Dad) Razz (rod) Mom
 (box) Kim Mom cat	 (Mom) (Dad) (Kim) (Max)


Page 12 Directions: One or more words may be circled to match the picture.


Page 12


POST READING ACTIVITY SET 3 BOOK 4


Write the correct words by each picture.

Mom hop-jigs. 

_____ rod 

_____ pom-pon 

_____ big box 

_____ hop-jig 

~~big box~~ ~~rod~~ ~~pom-pon~~
~~Mom hop jigs~~ ~~hop jig~~

Directions: Draw a line through the words you use. Page 13

Page 13