

Max's Box



Short Vowel **o**

Word Preview

<u>Vowel Sounds</u>	<u>Consonant Sounds</u>	<u>New Words</u>
A a	sc	box
I i	_tt	fox
O o		dog
		hog
		Scott

VALUE:
SHARING

Sounds and words for adventures in reading
Bon-Bon
Pip-Pip

Teacher Dictation

1 o x h

2 d f b

3 box fox hog

4 dog the big and

5 A big fox.



Teacher says the sounds. Students write the letters as they say the words.

Teacher guides the students to write left to right--top to bottom.

For extra practice, additional student dictation pages may be copied.

Student Dictation

1

2

3

4

5



Learning word families

~~b~~ c d f g h j k l m n p q r s t v w x y z

OX

1 OX

2

3

4

5

6

Directions: Draw a line through the letters you use.

Word family check list

b c d ~~f~~ g h j k l m n ~~p~~ q r s t v w x y z

OX

1

box

2

fox

3

pox


4

5

6

Directions: Go read the books.

Draw a picture from the story




A story by _____

Handwriting practice area consisting of 12 rows. Each row is defined by a solid top line, a dashed midline, and a solid bottom line.


Directions: Have students write their names at the top of the page.
When the story is finished, have students circle the words they like best.

Connect words to the pictures


1 A box




2 A hog



3 A dog




4 A fox




5 A bon-bon box



Consonant Beginning



b ox




___ ox




___ og



___ og



___ OX




___ OX


Consonant Ending



bo_x




fo__




do__



ho__




bo__




fo__


Circle Words to fit the Picture.




van
Razz
box
fox




fox
Max
box
Kim



dog
hat
hog
mat



dog
hog
kit
pit








bag
bon-bon
jam
Kim



hog
dog
box
fox

Write the correct words by each picture.

dog




box fox ~~dog~~ hog
 bon-bon


Directions: Draw a line through the words you use.


Answer Key


POST READING ACTIVITY SET 3 BOOK 1


Connect words to the pictures

1 A box 

2 A hog 

3 A dog 

4 A fox 







5 A bon-bon box 

Page 9

Page 9

SET 3 BOOK 1 POST READING ACTIVITY

Consonant Beginning







 b ox	 f ox
 d og	 h og
 b ox	 f ox

Page 10

Page 10

POST READING ACTIVITY SET 3 BOOK 1

Consonant Ending







 bo x	 fo x
 do g	 ho g
 bo x	 fo x

Page 11

Page 11

SET 3 BOOK 1 POST READING ACTIVITY

Circle Words to fit the Picture.


 van <u>Razz</u> box fox	 fox Max box Kim
 <u>dog</u> hat hog mat	 dog hog kit pit
 <u>bag</u> bon-bon jam Kim	 hog dog <u>box</u> fox


Page 12 Directions: One or more words may be circled to match the picture.


Page 12


POST READING ACTIVITY SET 3 BOOK 1


Write the correct words by each picture.

dog 

bon-bon 

hog 

box 

fox 

~~box~~ ~~fox~~ ~~dog~~ ~~hog~~
~~bon-bon~~

Directions: Draw a line through the words you use. Page 13

Page 13