

The Tin Lid



Short Vowel *i*

Word Preview

<u>Vowel Sounds</u>	<u>Consonant Sounds</u>	<u>New Words</u>
A a	W	dim gab
I i	_ll	rim will
	_ss	tin pass
		hid lit
		sit

VALUE:
DEALING WITH FRUSTRATION

Sounds and words for adventures in reading

Teacher Dictation

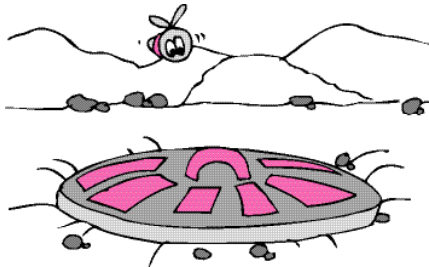
1 g b d

2 w i a

3 wi di pa

4 will dim pass lit

5 Iik zig-zag



Teacher says the sounds. Students write the letters as they say the words.

Teacher guides the students to write left to right--top to bottom.

For extra practice, additional student dictation pages may be copied.

Student Dictation


1 _____

2 _____

3 _____

4 _____

5 _____



Learning word families

~~b~~ c d f g h j k l m n p q r s t v w x y z

in

1 oin

2

3

4

5

6

Directions: Draw a line through the letters you use.

Word family check list

b c d ~~f~~ g h j ~~k~~ l m n p ~~q~~ r s ~~t~~ v ~~w~~ x y z

_____ in _____

1 | oin

2 | fin

3 | kin


4 | pin

5 | tin

6 | win

Directions: Go read the books.

Draw a picture from the story




A story by _____

Handwriting practice area consisting of 10 sets of primary-ruled lines. Each set includes a solid top line, a dashed midline, and a solid bottom line.

Directions: Have students write their names at the top of the page.
When the story is finished, have students circle the words they like best.

Connect words to the pictures


1 The bag is on the mat.




2 Max and Kim hid in the pit.




3 A lid fit on the pit.




4 Max and Kim fit in the pit.



5 Razz is on Max's lap.



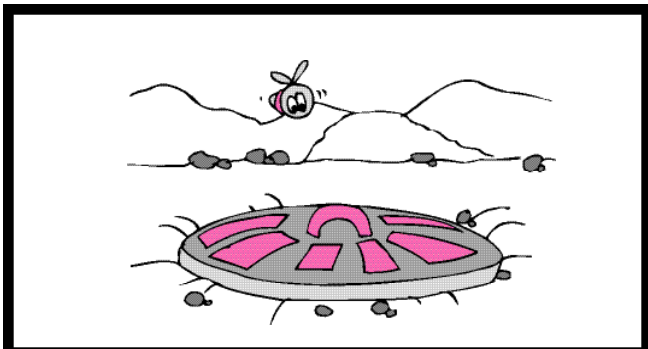
Consonant Beginning




 p it



 ag




 id



 azz




 ap




 im

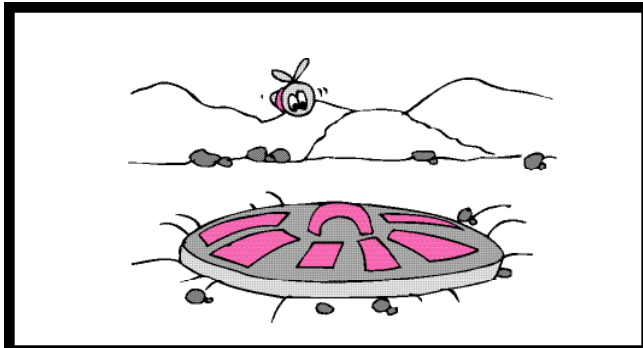
Consonant Ending




pi_t



ba_



li_



Ra_




la_




Ki_


Circle Words to fit the Picture.



bag
Max
Razz
Kim



lid
map
Razz
Kim



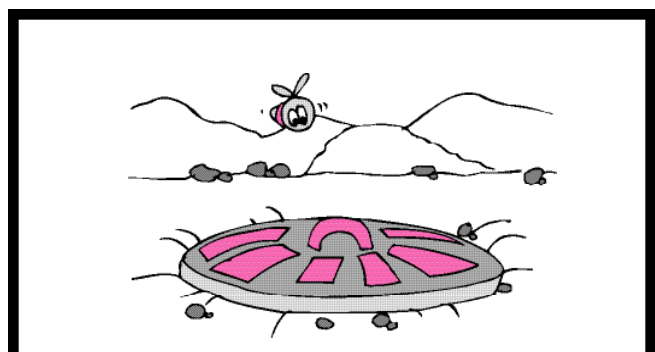
Max
Razz
Kim
pit



Max
lid
Kim
Razz





lid
Max
Razz
Kim




lid
map
rim
cat

Write the correct words by each picture.

a tin lid



.



Max fits a lid bag on mat Razz
Max and Kim hid ~~a tin lid~~

Directions: Draw a line through the words you use.

Answer Key

POST READING ACTIVITY SET 2 BOOK 4

Connect words to the pictures

- The bag is on the mat.
- Max and Kim hid in the pit.
- A lid fit on the pit.
- Max and Kim fit in the pit.
- Razz is on Max's lap.

Page 9

Page 9

SET 2 BOOK 4 POST READING ACTIVITY

Consonant Beginning

<u>p</u> it	<u>b</u> ag
<u>l</u> id	<u>R</u> azz
<u>l</u> ap	<u>k</u> im

Page 10

Page 10

POST READING ACTIVITY SET 2 BOOK 4

Consonant Ending

pi <u>t</u>	ba <u>g</u>
li <u>d</u>	Ra <u>zz</u>
la <u>p</u>	Ki <u>m</u>

Page 11

Page 11

SET 2 BOOK 4 POST READING ACTIVITY

Circle Words to fit the Picture.

 (bag) (Max) Razz (Kim) lid map Razz Kim	 lid map Razz Kim
 Max Razz Kim pit (Max) (Kim) lid Razz	 (Max) (Kim) lid Razz
 lid (Max) Razz (Kim) lid map rim cat	

Page 12 Directions: One or more words may be circled to match the picture.

Page 12

POST READING ACTIVITY SET 2 BOOK 4

Write the correct words by each picture.

a tin lid

Max and Kim hid

Razz

bag on mat

Max fits a lid.

~~Max fits a lid~~ ~~bag on mat~~ ~~Razz~~
~~Max and Kim hid~~ ~~a tin lid~~

Page 13 Directions: Draw a line through the words you use.

Page 13