


Razz



Short Vowel **ă**

Word Preview

<u>Vowel Sounds</u>	<u>Consonant Sounds</u>	<u>New Words</u>
A a	Z z _ts	Razz Ram Bam Zam lap pit pats to

VALUE:
PLANNING

Sounds and words for adventures in reading
Ram-Bam-Zam

Teacher Dictation


1 R a z

2 b g l

3 Ra La Za

4 Razz pats lap Zam

5 Razz is fat



Teacher says the sounds. Students write the letters as they say the words.

Teacher guides the students to write left to right--top to bottom.

For extra practice, additional student dictation pages may be copied.

Student Dictation


1

2

3

4

5



Learning word families

b c d f ~~g~~ h j k l m n p q r s t v w x y z

_____ al _____

1 ga |

2

3

4

5

6

Directions: Draw a line through the letters you use.

Word family check list

b c d f g h j k l m n p q r s t v w x y z

_____ al _____

1 ga |

2 pa |

3 Ha |


4 Sa |

5 Va |

6 Ca |

Directions: Go read the books.

Draw a picture from the story




A story by _____

Handwriting practice area consisting of 12 sets of horizontal lines. Each set includes a solid top line, a dashed midline, and a solid bottom line.


Directions: Have students write their names at the top of the page.
When the story is finished, have students circle the words they like best.

Connect words to the pictures

1 Razz is the fat cat



2 Max has the cat



3 The map is in the hat




4 Max has the map



5 Max has the hat




Consonant Beginning




Razz



___al



___at



___r-r-r




___ax




___ap


Consonant Ending




Raz z



pa




ha



pr-r




Ma




ma


Circle Words to fit the Picture.




Razz hat




hat Max



hat cat



cat map






Max map



pit Max

Write the correct words by each picture.

Razz and Max



Four sets of handwriting lines (top solid, middle dashed, bottom solid) for writing the words.

Razz map ~~Razz and Max~~
Max and map Max and hat

Directions: Draw a line through the words you use.

Answer Key

POST READING ACTIVITY SET 1 BOOK 6

Connect words to the pictures

- 1 Razz is the fat cat.
- 2 Max has the cat.
- 3 The map is in the hat.
- 4 Max has the map.
- 5 Max has the hat.

Page 9

Page 9

SET 1 BOOK 6 POST READING ACTIVITY

Consonant Beginning

Razz	_pal
_hat	_p-r-r-r
_Max	_map

Page 10

Page 10

POST READING ACTIVITY SET 1 BOOK 6

Consonant Ending

Razz_	pa_
ha_	pr-r-r_
Ma_x	ma_p

Page 11

Page 11

SET 1 BOOK 6 POST READING ACTIVITY

Circle Words to fit the Picture.

Razz hat	hat Max
hat cat	cat map
Max map	pit Max

Page 12 Directions: One or more words may be circled to match the picture.

Page 12

POST READING ACTIVITY SET 1 BOOK 6

Write the correct words by each picture.

Razz and Max

Max and map

map

Max and hat

Razz

Razz map Razz and Max
Max and map Max and hat

Directions: Draw a line through the words you use.

Page 13

Page 13