


# The Map



Short Vowel **ă**



# Teacher Dictation


1 **Z** z a

2 has map can

3 pa na ad

4 Max sat nap Max's

5 Max is sad



Teacher says the sounds. Students write the letters as they say the words.

Teacher guides the students to write left to right--top to bottom.

For extra practice, additional student dictation pages may be copied.

# Student Dictation

1

2

3

4

5



# Learning word families

b ~~c~~ d f g h j k l m n p q r s t v w x y z

\_\_\_\_\_ap\_\_\_\_\_

1

cap

2

3

4

5

6

Directions: Draw a line through the letters you use.

# Word family check list

b c d f g h j k l m n p q r s t v w x y z

ap

1 cap

2 gap

3 lap


4 map

5 nap

6 tap

Directions: Go read the books.

# Draw a picture from the story



**A story by** \_\_\_\_\_

Handwriting practice area consisting of 10 sets of primary-ruled lines. Each set includes a solid top line, a dashed midline, and a solid bottom line.

Directions: Have students write their names at the top of the page.  
When the story is finished, have students circle the words they like best.




# Connect words to the pictures


1 Max has the map



2 Max has the hat




3 The hat sat on the mat.




4 Max is sad



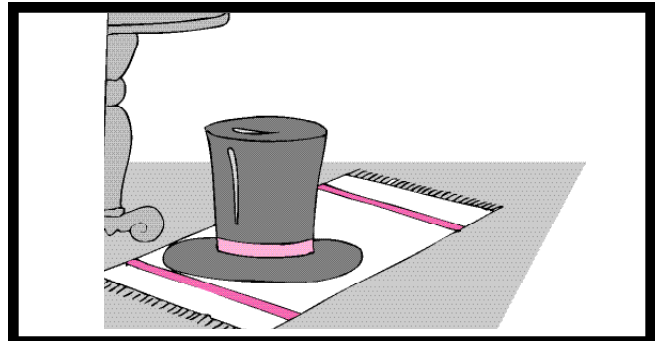
5 Max has a pal



# Consonant Beginning



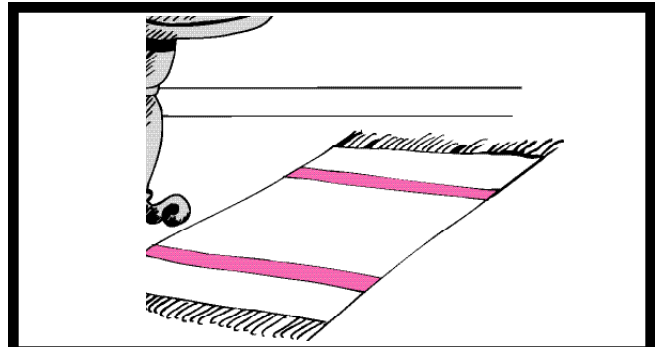
m ap




\_\_\_ at



\_\_\_ al



\_\_\_ at




\_\_\_ ad

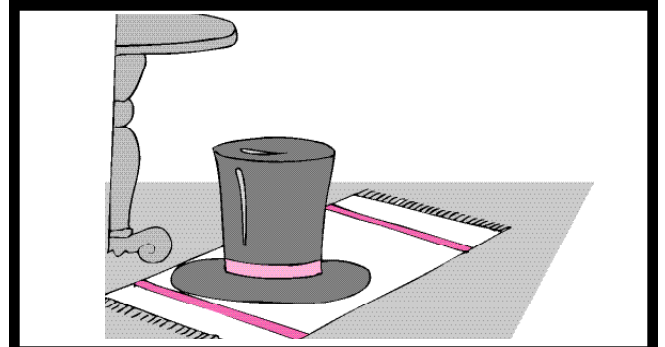


\_\_\_ ax

# Consonant Ending



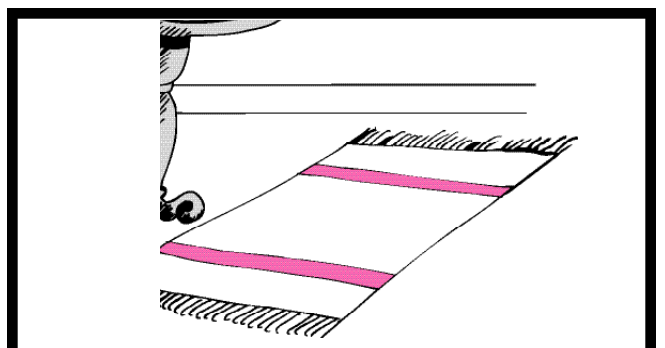
ma\_p




ha\_\_



pa\_\_



ma\_\_




sa\_\_




Ma\_\_

# Circle Words to fit the Picture.




Max      **hat**



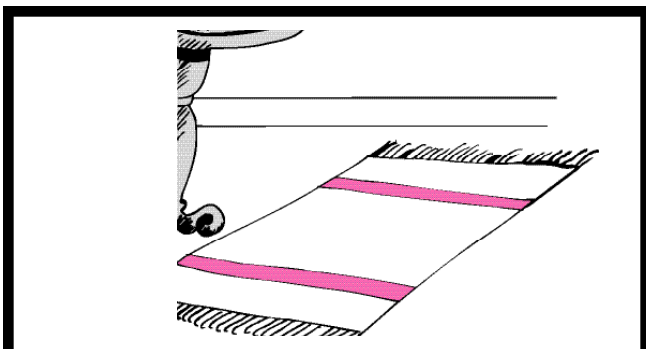
cat      map



Max      map



mat      Max








mat      cat



cat      Max

Write the correct words by each picture.

The map



Blank handwriting lines.

Blank handwriting lines.

Blank handwriting lines.

Blank handwriting lines.


~~The map~~ hat Max pal cat


Directions: Draw a line through the words you use.


# Answer Key


POST READING ACTIVITY SET 1 BOOK 5


### Connect words to the pictures

1 Max has the map 

2 Max has the hat 

3 The hat sat on the mat. 

4 Max is sad. 


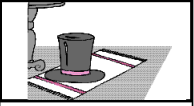

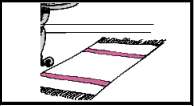


5 Max has a pal. 

Page 9

Page 9

SET 1 BOOK 5 POST READING ACTIVITY

### Consonant Beginning




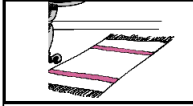


 _m ap	 _h at
 _p al	 _m at
 _s ad	 _M ax

Page 10

Page 10

POST READING ACTIVITY SET 1 BOOK 5

### Consonant Ending




 ma_p	 ha_t
 pa_l	 ma_t
 sa_d	 Ma_x

Page 11

Page 11

SET 1 BOOK 5 POST READING ACTIVITY

### Circle Words to fit the Picture.


 Max (hat) (cat) map	 (Max) (map) mat (Max)
 (mat) cat (cat) (Max)	


Page 12 Directions: One or more words may be circled to match the picture.


Page 12


POST READING ACTIVITY SET 1 BOOK 5


### Write the correct words by each picture.

The map 

cat 

hat 

Max 

pal 

~~The map~~ ~~hat~~ ~~Max~~ ~~pal~~ ~~cat~~

Page 13 Directions: Draw a line through the words you use.

Page 13