


The Tan Cab



Short Vowel **ă**

Word Preview

Vowel Sounds

A a

Consonant Sounds

New Words

cab had

tan

is (z) "s" makes the "z" sound

VALUE:

SAFETY

Introduction to punctuation marks

Comma (,)

Sounds and words for adventures in reading

Sa-a-a-a-ag

Sa-a-a-a-ag cab

S-s-s-s-a-a-a-g

Teacher Dictation


1 n b t

2 p l g

3 tan cab bag

4 gal pal had sag

5 The tan cab



Teacher says the sounds. Students write the letters as they say the words.

Teacher guides the students to write left to right--top to bottom.

For extra practice, additional student dictation pages may be copied.

Student Dictation


1

2

3

4

5



Learning word families

b ~~c~~ d f g h j k l m n p q r s t v w x y z

ab

1 cab

2

3

4

5

6

Directions: Draw a line through the letters you use.

Word family check list

b c d f g h j k l m n p q r s t v w x y z

ab

1 cab

2 dab

3 gab


4 jab

5 nab

6 tab

Directions: Go read the books.

Draw a picture from the story




A story by _____

Handwriting practice area consisting of 12 rows. Each row is defined by a solid top line, a dashed midline, and a solid bottom line.

Directions: Have students write their names at the top of the page.
When the story is finished, have students circle the words they like best.

Connect words to the pictures


1 The tan cab




2 Max and the gal



3 Max sat in the cab




4 The pal and the bag



5 The pal is the gal



Consonant Beginning




 c ab




 ax




 al



 at




 an



 ag

Consonant Ending




cab




Ma




pa



ca



ra




sa


Circle Words to fit the Picture.




cab mat



Max cat



cat ran



cat cab






pal Max



sag cab

Write the correct words by each picture.

Max



Blank handwriting lines for practice, consisting of a solid top line, a dashed middle line, and a solid bottom line. There are four sets of these lines on the page.






gal cab ~~Max~~ bag cat

Directions: Draw a line through the words you use.

Answer Key

POST READING ACTIVITY SET 1 BOOK 4

Connect words to the pictures







- The tan cab 
- Max and the cab 
- Max sat in the cab 
- The pal and the bag 
- The pal is the gal 

Page 9

Page 9

SET 1 BOOK 4 POST READING ACTIVITY

Consonant Beginning







 _c ab	 _Max
 _p al	 _c at
 _r an	 _s ag

Page 10

Page 10

POST READING ACTIVITY SET 1 BOOK 4

Consonant Ending







 cab_	 Max_
 pa_	 ca_
 ra_	 sa_

Page 11

Page 11

SET 1 BOOK 4 POST READING ACTIVITY

Circle Words to fit the Picture.






 cab mat	 Max cat
 cat ran	 cat cab
 pal Max	 sag cab

Page 12 Directions: One or more words may be circled to match the picture.

Page 12

POST READING ACTIVITY SET 1 BOOK 4

Write the correct words by each picture.

Max	
gal	
cat	
bag	
cab	

Directions: Draw a line through the words you use.

Page 13

Page 13