


# The Bag



Short Vowel **ă**

# Word Preview

<u>Vowel Sounds</u>	<u>Consonant Sounds</u>	<u>New Words</u>
A a	b g a	and sag bag gal in

VALUE:  
SHARING

Sounds and words for adventures in reading  
A-a-a-a-a-a

# Teacher Dictation

1      b                      g                      d

2      ba                      ga                      pa

3      bag                      gal                      pal

4      and      fat      sag      sat

5      The fat bag



Teacher says the sounds. Students write the letters as they say the words.

Teacher guides the students to write left to right--top to bottom.

For extra practice, additional student dictation pages may be copied.

# Student Dictation

1

2

3

4


5



# Learning word families

~~b~~ c d f g h j k l m n p q r s t v w x y z

\_\_\_\_\_ ag \_\_\_\_\_

1 

2 \_\_\_\_\_

3 \_\_\_\_\_

4 \_\_\_\_\_

5 \_\_\_\_\_

6 \_\_\_\_\_

Directions: Draw a line through the letters you use.

# Word family check list

b c d f g h j k l m n p q r s t v w x y z

ag

1 bag

2 gag

3 lag


4 rag

5 sag

6 wag

Directions: Go read the books.

# Draw a picture from the story



**A story by** \_\_\_\_\_  
\_\_\_\_\_

Handwriting practice area with 12 sets of lines. Each set consists of a solid top line, a dashed middle line, and a solid bottom line. A vertical margin line is on the left side.

Directions: Have students write their names at the top of the page.  
When the story is finished, have students circle the words they like best.



# Connect words to the pictures


1 bag




2 gal



3 Max




4 pal



5 sag




# Consonant Beginning



b ag




\_\_\_ at




\_\_\_ al



\_\_\_ ax




\_\_\_ ag



\_\_\_ at


# Consonant Ending



ba\_g\_




sa\_\_




pa\_\_



Ma\_\_




sa\_\_



fa\_\_


# Circle Words to fit the Picture.




cab      **cat**




sat      ran




gal      Max



cat      Max





cat      bag



cab      Max

Write the correct words by each picture.

pa



bag gal Max ~~pat~~ sag

Directions: Draw a line through the words you use.

# Answer Key

POST READING ACTIVITY SET 1 BOOK 3

### Connect words to the pictures

1 bag

2 gal

3 Max

4 pal

5 sag

Page 9

Page 9

SET 1 BOOK 3 POST READING ACTIVITY

### Consonant Beginning

bag

sat

pal

Max

sag

fat

Page 10

Page 10

POST READING ACTIVITY SET 1 BOOK 3

### Consonant Ending

bag

sat

pal

Max

sag

fat

Page 11

Page 11

SET 1 BOOK 3 POST READING ACTIVITY

### Circle Words to fit the Picture.

cab (cat) sat (ran)

(gal) (Max) (cat) Max

cat (bag) (cab) Max

Page 12 Directions: One or more words may be circled to match the picture.

Page 12

POST READING ACTIVITY SET 1 BOOK 3

### Write the correct words by each picture.

pal

gal

bag

sag

Max

bag gal Max pal sag

Directions: Draw a line through the words you use.

Page 13

Page 13