

Max Ran



Short Vowel **ă**

Word Preview

<u>Vowel Sounds</u>	<u>Consonant Sounds</u>	<u>New Words</u>
A a	n r	ran the

VALUE:
COMPANIONSHIP

Sounds and words for adventures in reading

Teacher Dictation

1 r s a

2 c t m

3 an sa ra

4 ran hat cat sat

5 Max ran



Teacher says the sounds. Students write the letters as they say the words.

Teacher guides the students to write left to right--top to bottom.

For extra practice, additional student dictation pages may be copied.

Student Dictation

1

2

3

4

5



Learning word families

b c d f g h j k l m n p q r s t v w x y z

_____an_____

1 _____can_____

2 _____

3 _____

4 _____

5 _____

6 _____

Directions: Draw a line through the letters you use.

Word family check list

b c d f g h j k l m n p q r s t v w x y z

an

1 can

2 fan

3 man


4 ran

5 tan

6 van

Directions: Go read the books.

Draw a picture from the story




A story by _____

Handwriting practice area consisting of 10 sets of lines. Each set includes a solid top line, a dashed midline, and a solid bottom line.


Directions: Have students write their names at the top of the page.
When the story is finished, have students circle the words they like best.

Connect words to the pictures


1 Max ran



2 Max sat




3 A hat ran.



4 A cat ran.



5 Max




Consonant Beginning




Max




___an




___at



___at



___at



___al


Consonant Ending




Ma_x




ra__




sa__



ca__




ha__



pa__

Circle Words to fit the Picture.




Max **cat**




ran pal




sat Max



cat Max






hat mat



pal gal

Write the correct words by each picture.

Max ran



Four sets of handwriting lines (top solid, middle dashed, bottom solid) for writing the words from the pictures.


Max ~~Max ran~~ Max sat
cat hat


Directions: Draw a line through the words you use.


Answer Key


POST READING ACTIVITY SET 1 BOOK 2


Connect words to the pictures

1 Max ran 

2 Max sat 

3 A hat ran. 

4 A cat ran. 







5 Max 

Page 9

Page 9

SET 1 BOOK 2 POST READING ACTIVITY

Consonant Beginning







 _Max	 _r an
 _s at	 _c at
 _h at	 _p al

Page 10

Page 10

POST READING ACTIVITY SET 1 BOOK 2

Consonant Ending







 Ma_x	 ra_n
 sa_t	 ca_t
 ha_t	 pa_t

Page 11

Page 11

SET 1 BOOK 2 POST READING ACTIVITY

Circle Words to fit the Picture.


 Max (cat)	 (ran) pal
 sat (Max)	 (cat) Max
 (hat) mat	 (pal) (gal)


Page 12 Directions: One or more words may be circled to match the picture.


Page 12


POST READING ACTIVITY SET 1 BOOK 2


Write the correct words by each picture.

Max ran 

cat 

hat 

Max 

Max sat 

~~Max~~ ~~Max ran~~ ~~Max sat~~
~~cat~~ ~~hat~~

Directions: Draw a line through the words you use. Page 13

Page 13